



ECPM - We Put It All Together.



(above) Steve Kasza brought in a spiffy 37mm AT gun. The 37 was a light weight and hard hitting, (for it's size), weapon. But by the time the US Army needed it, it was already outdated and in need of replacement by larger guns to tackle the even heavier Axis armor. It was always a race.

Contents

Meeting Debriefing	1
Saturday at the ODO	2
New Bern Model Train Show.....	4
B-17 Belly Turret.....	6
Confessions of a Closet Modeler	8
Operation Tin Can.....	9
ECPM Display Case	10
News from IPMS/USA.....	15
BOOKS * BOOKS * BOOKS	16
AMPS SitRep.....	17
Upcoming Cons.....	18
IPMS membership.....	19
Regional 12 Chapters.....	20
Editor's Notes	21

2025 Meeting Schedule

January	12:00-2:00	Bridgeton Methodist
February	12:00-2:00	Bridgeton Methodist
March	12:00-2:00	Bridgeton Methodist
April	12:00-2:00	DATE CHANGE
May	12:00-2:00	Bridgeton Methodist
June	12:00-2:00	Bridgeton Methodist
July	12:00-2:00	Bridgeton Methodist
August	12:00-2:00	Bridgeton Methodist
September	12:00-2:00	Bridgeton Methodist
October	12:00-2:00	Bridgeton Methodist
November	12:00-2:00	Bridgeton Methodist
December	12:00-2:00	Bridgeton Methodist

Meeting Debriefing

ECPM General Meeting March 15, 2025 Minutes

Meeting started at 12:05 pm and Vice-President David Mohr welcomed everyone. We welcomed three visitors, Bruce Bennett, Dave Mahoney and Tom CruDane.

We had three first time visitors to our meeting. Dave Mahoney comes to us from the Ship Building group that shared space with our club at the recent Train Show and told us he also builds plastic ships as well. Tom builds cars and military models. Bruce builds mostly aircraft. One of them came to us after talking to us at the Train Show.

David told the group that the Constitution and By-laws for the group are now finished and will be presented to the membership next month. They will be loaded up to the website as well.

Dennis led the group in discussing their

impression of the Train Show. (see separate report starting on page 4)

The Treasurer was not present at the meeting, so no report was given.

Upcoming shows in the area include: March 29 – BeachCon in Myrtle Beach, SC; an April Model Car Swap Meet in Shelby, NC; and Aug. 6-7 for the IPMS/US National in Hampton, VA . . . David had flyers for the IPMS/US National.

The 2026 DEC special category of Americana has been finalized. The group will need to finalize details for the standard classes/categories in time to start promoting/advertising the show.

David reported on this visit to the Old Dominion Open. There were 1039 attendees with 203 modelers registered and over 900 models entered for judging in 80 categories. There were 46 vendors filling 140 tables.

(continued on page 3)

Staff

Publisher/Editor.....	Alan Welch
Editor.....	David Mohr
Editor.....	Dennis Korn
Editor.....	Lee Rouse
Meeting Photographer.....	Dennis Korn
Columnist	David Stiteler

Saturday at the ODO by David Mohr



On February 22nd I attended the Old Dominion Open (ODO) model show and contest hosted by the Richmond, Virginia IPMS Chapter (www.ipmsrva.com). It was held in a large building on the grounds of the Richmond Raceway, a NASCAR-style speedway with easy access and lots of free parking. This was my second time visiting this event, and I decided to take three models to enter in the contest so I got the full show experience – registration, placement of models, visiting the vendor area, waiting for judging to start, waiting for judging to end, the awards ceremony and “packing up”.

This is the largest show I have attended since moving to this area and it did not disappoint in that regard. According to an announcement during the show over 900 models were entered by 300 modelers and total attendance was around 1,000. Most contest categories were well-stocked with entries, along with a non-judged display area, several individual club displays, a large raffle and five aisles of vendor tables.

The contest seemed to be well run, with no waiting in line to register since the entry forms were available on-line before the show, and table space was more than adequate for the categories I entered. A personal surprise was the number of Gundam-style models on display; the tables in that area were virtually covered with entries and a large group of modelers stood there throughout the show discussing their projects with others.

I was not directly involved with judging, but from what I observed it was completed much like other shows I have attended. The awards ceremony was kind of long, due to the number of categories, but went smoothly to conclusion. This was helped in no small part by the use of three people to hand out the awards wearing aprons that had “First”, “Second” and “Third” printed on them so there was no guessing who was giving what to whom. And no, I did not take home any hardware.

I did not count the number of
(continued on page 3)

(above) Arizona in her 1916 configuration, quite different from what we normally see as the December 7, 1941 model.

(below) Close up of the main mast of the Arizona. The placement of the crew figures was well thought out.



(continued from page 2)

vendors but both new and “second-hand” kits were available in large quantities, along with several vendors selling aftermarket parts, decals, tools, paint and reference materials. To make matters worse, two vendors of older kits offered 75% off their remaining inventory during the 30 minutes before the awards ceremony started. My wallet did not stand a chance.

Overall this was a well-run show at a good venue. I encourage you to put this one on your list for next February; it is well worth the trip. Lastly, in addition to the contest and vendors I had the opportunity to meet the Contest Chairman for the IPMS National Convention to be held at the Hampton Roads Convention Center in Hampton, Virginia on August 6 – 9, 2025. Information on this event is available at www.ipmsusa.org.

Even if you do not wish to compete, there will be literally thousands of models on display from some of the best craftsmen in the world and it should not be missed if you are at all interested in scale modeling. ■

-David Mohr



Meeting Debriefing

(continued from page 1)

David mentioned an innovative method they used to hand out awards. Three people stood up at the front of the group, one with a “First Place” apron on, the next with a “Second Place” apron on, and the third with a “Third Place” apron on. When the winner for each was called, they simply walked up to the appropriate person/apron and received their prize.

David mentioned that the group is looking for more people to demonstrate a skill to the group or if you have a skill you would like to learn, Gary Mitchell and we’ll try to find someone with that skill that can provide a demonstration.

The group discussed the idea of a Swap Meet, hosted by the club, but figured we are too late for a spring date . . . need time to promote. The idea still appealed to the group, so maybe a fall date, but no one stepped up to take charge yet. We did discuss if it would be better to hold it at the church or at a location in New Bern (possible better draw), if a good location could be secured . . . suggestions included the local community college or the local Belks parking lot, but someone will have to check requirements/restrictions for a different location.

The raffle will be held at our next meeting for \$50 in Hobby Chest tokens. Remember the next meeting is a week early . . . April 12th . . . because of Easter.

Willam Reece agreed to be the lead on the model Osprey project for Marshall Smith’s family.

Robert Brackin gave the group a wonderful lesson on figure painting, in particular the painting of faces. He provided the tools he uses, the paints and helpful tips on getting the right look on a figure. There were a number of excellent questions asked and answered.

The Display Case was held following the demonstration with a small amount of finished work presented, but others talked about their current WIPs.

Meeting adjourned at 1:15 pm ■

- Dennis Korn

AT THE GREAT NEW BERN MODEL TRAIN SHOW

by Dennis Korn



(above) One of over ten running layouts busily chugging away at the show. Almost every scale of model train was active.

(photo by Archie Lewis)

(below) The ECPM booth at the show. We always get great positioning, just inside the entrance/exit so everyone attending the show walks directly in front of us . . . TWICE! Thanks to the organizer.



**What has
1,700 visitors,
great press
and fun times
in downtown
New Bern?**

Dennis provided information on the Train Show . . . 1,700 paid visitors and an untold number of kids passed through the show over the two days. This is about 400 less than last year's show, but with the extreme cold weather on Saturday, we may have lost some potential visitors. Reports from members were favorable as they met some interesting people and though there was a fair amount of interest in what we do, that is not trains.

Alan was impressed with a young man who stopped by and fully engaged Alan with his knowledge of Italian aircraft . . . a real interest of Alan's . . . so he was loving the connection. A future member in the making. The Ship Builders group that shares space with us at the show, also reported strong interest from attendees and thoroughly enjoyed their time at the show.

Next year's show dates have been set, but not finally locked in . . . the Convention Center will not lock dates until six months before . . . but the show is scheduled for February 20, 21, and 22 in 2026.



(left) Information on participation by visiting layouts: The show had 10 visiting layouts with examples from "Z" scale (the smallest) to "G" scale (the largest). Included HO, O, S and N scales, along with a large display layout featuring everything that is LEGO. (photo by Archie Lewis)



(left) We had 145 vendor tables and the response from the vendors was very positive. All in all a fine show for all (photo by Archie Lewis)



(left) An aerial view of the inside showing the size of this show. Pretty impressive if I say so myself. Plans are already being drawn up for next year so hopefully we will be there again. (Photo by Ben Lindeman)

In On The B-17 Ball Turret

Reading through the Newsletter Blast regularly shipped to us by Mark E. Young, Jr., I found a very interesting article in the March issue of Whatzit/Dunno Redux from March 4, 2025. After an email exchange with Jeff Robeson we were graciously granted permission to reprint the article. -Editor

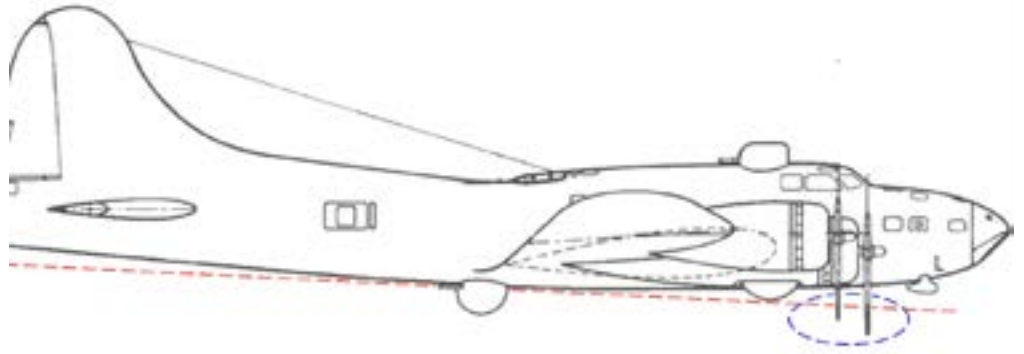
B-17's Shot Down by Own Ball Turret?

Not very likely, but a provocative title sometimes not beneath me to draw some into a really unique discovery on the Memphis Belle...

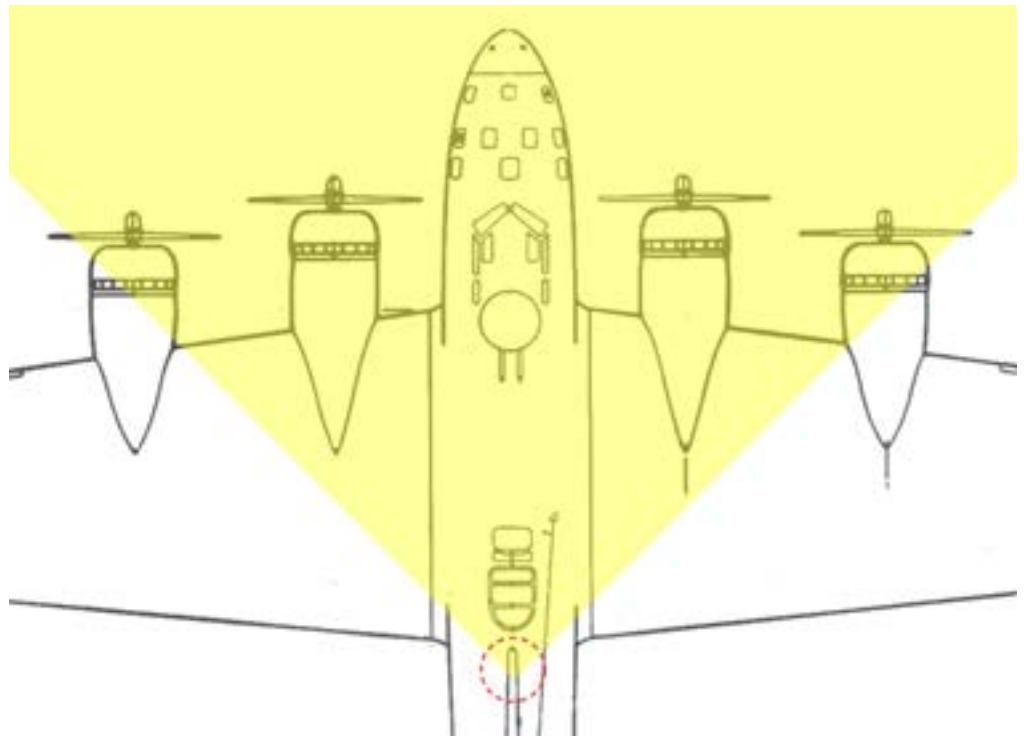
During the recent Open Planes event for Weekend Warriors we got a close look at the B-17 and George Coleman showed me a couple interesting devices on the ball turret that he had recently learned about watching a video called "Inside the B-17 ball turret", so I'd certainly like to share this new info with the W/D crowd. Thanks George for sharing a jewel.

If you examine the diagrams to the right, you can see that the ball turret basically has a hemisphere of fire below the aircraft, but potentially includes the propeller blades! While shooting through props was a challenge during WWI solved by synchronizing gear between the engine and the machine gun, this is clearly not feasible with 2 guns and 4 props. Note that in the second diagram, there is a pressing need to restrict fire through the prop sweep over about 90° of traverse forward, and it is very interesting to me that instead of restricting the upper elevation of the guns all around, that small restriction was limited just to the quadrant of interest.

Spoiler alert... if you are really claustrophobic, you might want to skip the slide to the right.

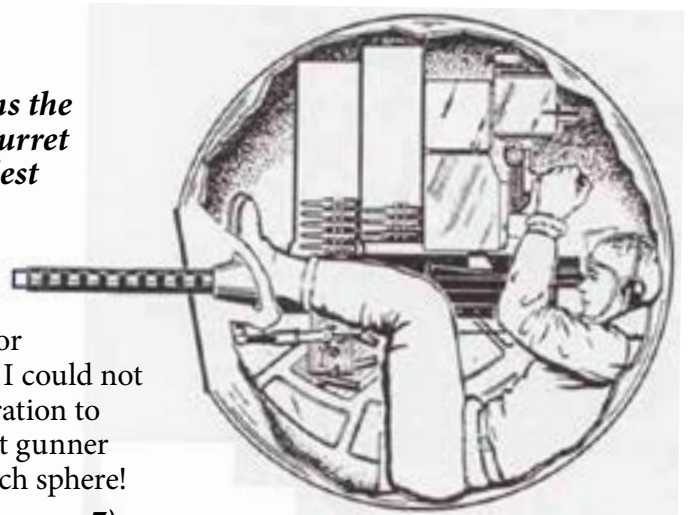


(above and below) This fully illustrates the issue of conflict inherent in the arc of fire of the ball turret and the spinning propeller blades of the b-17.



(right) And this explains the requirement that ball turret gunners to be the smallest man in the crew.

Although not necessary for understanding this topic, I could not resist including the illustration to the right of how the turret gunner operated within the 44 inch sphere!



(continued on page 7)

B-17 Ball Turret

(continued from page 6)

The method of protecting the props is ingenious and the illustration to the right shows the key component highlighted in yellow, known as the “fire cut-off cam”. Its function hopefully will be more clear after the next slide.

This ingenious system might have never been noticed if not for the unique opportunity of an Open Plane event where you can look closer from vantage points not normally available. The two photos show the two key devices.


In the middle right photo, the red arrow is pointing in the direction of the guns (directly aft as currently displayed). The yellow arrow points out a small button which connects to a switch on the inside which deactivates the guns when the button is depressed.

The bottom right photo is a view on forward side of ball turret, and in the gap you can barely see the fire cutoff cam which activates the button and interrupts gunfire when the direction passes through the propeller sweep areas. The two yellow areas highlight visible edges in the gap between the ball and the fuselage. ■

-Jeff Robeson

Found lower illustration in a Feb 1945 “HANDBOOK OF INSTRUCTIONS FOR LOWER BALL TURRETS TYPES A-2.

Again, multitudinous thanks to the Editor of Whatzit/Dunno Redux for his kind cooperation.



Mission: A family thing

Confessions of a Closet Modeler

By David Stiteler

I haven't been able to do much modeling lately, helping my daughter move back home, helping my son in Virginia with a situation, and fitting in some traveling to Florida to catch a spring training game of the Detroit Tigers in Lakeland. So, the past couple of months have been a little hectic. If anyone needs some down time and inspiration, that would be me.

That inspiration would come from a totally unexpected source. Last week, while my wife was out for choir practice, my daughter sat down with me during dinner and started to ask about my modeling. What kind of models do I like to build; what's in my collection of kits and out of the different kinds of models, what would I chose to begin with if I had never built a model before. She was very interested in my story on how I got into the hobby with the guidance from my father when I was 5 years old. I explained how he mentored me in the hobby for years, and how I remember him whenever I do get the chance to build.

This is when she talked about how she and her mother have multiple things that they do together, now that she is back with us for

the time being; music, languages, and going to the gym together. She feared that I might feel left out some, and I assured her that wasn't the case. I am glad that in this difficult time for her, she's not closing herself off to the outside world, and seems to be thriving.

The bombshell came when she told me that it was important for her to have an activity that she can share with me, and since I love modeling, when I can take the time to do that, she wants to be a part of that. We both love art, and photography, but model building is an activity that we both can just sit down, and have a conversation while building. I can do for her what my father did for me when I was 5 years old. This surprised me a bit.

So, I went to the various closets I seem to have taken over with my collection, and looked for a suitable kit for her to start with. Much to my surprise, I found only 4 car kits. One kit I hadn't taken the plastic off of yet, a 1948 Ford Coupe Convertible by Monogram, and two others that are in some point of construction that I wouldn't want her to have to deal with. The only candidate that fit

the bill, and a kit I have no idea why I have in the first place is a 1964 Chevy Impala Sport by AMT. It's a kit I would never have selected to build, so she can have it.

Now that things have started to settled down a bit, we can begin as soon as she is ready. I'm looking forward to passing on the tips and tricks, if I can remember them all, to my 26-year-old daughter that wants to spend time with her father, doing something together that her father enjoys doing. I was never able to get my son interested in the hobby because it doesn't flash, make noise or kill aliens or terrorists. But to have my daughter show an interest, and spend time in conversation and mentoring, has inspired me to get back into the hobby full throttle. I know she not expecting a show stopper when finished, and neither am I with whatever I'm working on. The important thing is the time spent together. Fathers doing what fathers need to do.

So, let the cutting, glueing and painting begin! ■

- David Stiteler



OPERATION TIN CAN

One of the grand things about this hobby is the cross fertilization and help offered by many of the chapters and individual chapter members to other people and organizations.

Another opportunity for help and sharing has been recently opened by ECPM chapter member Steve Kasza, and this time the help is offered internationally.

Steve operates a live stream,

[\(\[twitch.tv/warduckminiatures\]\(https://www.twitch.tv/warduckminiatures\)\)](https://www.twitch.tv/warduckminiatures)

where he chanced to meet Rafael Pedro Costa, a builder and armor enthusiast in Benedita, Portugal. Minds merged and interests grew and finally “Operation Tin Can” developed which will have Steve building models of every piece of armor the Portugese Army has used for display in the Museu Militar de Elvas.

The list appears at left and is, no doubt, outdated by the time you are reading this, but the link to the live, dynamic spreadsheet is below. The kits highlighted in green and yellow are already obtained but kits or money to purchase the kits listed in white is still needed. Please contact Steve to donate through the Tin Can FB page, twitch, or warduckminis@gmail.com

Steve is hoping to have this project wrapped up by the museum’s 25th anniversary in October of next year.

Worthy goal, Steve. ■

- editor

Museum page:

<https://www.facebook.com/profile.php?id=100067760216441>

Operation Tin Can:

<https://www.facebook.com/profile.php?id=61565140131334>

Link to the dynamic spreadsheet:



Name	Kit Number
25B	6675
Auto Machinogun A.M. Berliet U.D.B. 4 6x6 10ton	
Amc Mowbray Carrier	RV35011
British Howitzer 3.3 inch	135*023
British Howitzer 3.3 inch	135*023
Carden Loyd 1.5 Ton	
Chaimite	35232
Chaimite Bula	82418
Comando V150	82418
Daimler M193	82422
Daimler M193	35067
Daimler M193	35077
Daimler M193 M193	35077
DDR	82489
DDR 2	82489
Desmet Brown Car M1.2	A1379
GMC 4x4 M943	CB35112
Grizzly	6048
Grizzly Kangaroo	6048
Humber M1943	CB35081
LeFH180t 10.5cm Howitzer	AF35050
LeFH180t 10.5cm Howitzer	AF3524
Leopard 2 Trainer	BT002
Leopard 2A6	BT002
M3 VTT	2077
M101	AF35191
M1025 Humvee	35263
M108	1354
M109A2	AF35109
M109A5	AF35109
M113	1354
M113 w/TOW II	1354
M114	CB35102
M1151 Enhanced Armament Carrier	13415
M119	R3D35119
M125	1354
M24 Chaffie	AF35209
M3 Scout Car	62451
M3A1 half track	6332
M48A5	2162
M48A3 105mm Howitzer & M1 Dozer Blade	13207
M4A1(26) HVSS	35323
M4A3E4 HVSS	RM5042
M4A3(106) HVSS	6354
M4A3(76) HVSS	RM5049
M50	AF3503
M577	35071
M578	AF35110
M5A1 Stuart	AF35105
M60 AVLB	3591
M60 Trainer	AF35249
M60A3	AF35249
M72B	35254
M730	AF35002
M74	LF1297
M88	AF35008
M901	264
Pandur	F3057
Panhard HE-60-Z	2084
Recon Vehicle Berliet V.U.D.B. 2-10	
Saladin	3554
Sexton II	6760
TP5 Ford M20 M952	35234
TP7 GM 4x4 m347	35020
Valentine	AF35185
V8L Armour Car	83876
V8L Armour Car	83877
Vickers 6 TON Double turret	35303
Vickers 6 TON Single turret	35304
Vickers Arty Carrier	CV35003

E.C.P.M. DISPLAY CASE

BRT: CAROL PEARL



(above) Welcome to the Jim Smith page. (some folks is just overachievers) From the closest, 1967 Dodge Charger decked out in Chrysler Dark Red, 1971 Dodge Demon colored in Panther Pink, and a 1971 Dodge Charger finished in Dodge Bright Green Metallic Lacquer Engine wired with 30 awg wrapping wire



(above) Here's a closer look at the Demon, (left) and the '67 Dodge Charger. As you can see Jim always wires his engines nicely.



(above) A car Trailer built from the AMT Hauler Kit painted with Tamiya Metallic Orange lacquer and Tamiya Mica Blue Lacquer with homemade custom decals



(above) And, of course, something to tow it with. In this case a 1978 Dodge D100 Pickup from MPC. The body is painted with Tamiya Metallic Orange lacquer and Tamiya Mica Blue Lacquer and the engine is wired with 30 awg wrapping wire



(above) Chapter members inspecting one of the fine builds on display at the meeting. But what can be so interesting that this diverse group is so enthralled?

(below) Well, sure it's a GEEBEE, but this time a militarized version laughingly referred to as the P-45. "Killer Bee", a Dora Wings kit built by David Mohr.





(left) Steve Kasza stands next to his new build, a U.S. 37mm anti-tank gun from DML. This 1/6 (!) build is the largest small caliber gun I have ever seen. Steve never ceases to amaze with the breadth of his building range.

(right) Dennis Korn brings another build over the finish line. The Turtle was the world's first submersible vessel with a documented record of use in combat operations. The attempts failed, but it still marked a watershed in naval combat. It was built in 1775 by American David Bushnell. The k1/35 scale model is molded in clear plastic by MIR.





(this page) Robert Brackin gave an interesting and informative demo on figure painting at the March meeting. Some of us, (your editor included), have done some painting of figures but Robert is one of the more learned and experienced in this field. Robert not only brought in finished figures but paints, brushes, washes, an opti visor and he touched on coordinated color sets being marketed. It was a fine demo and we will be posting video of parts of it very soon.

Thank you Robert.





(this page) This chapter brings together a great group of people who share an amazingly varied set of model interests and many levels of skills. One of the strength that I particularly enjoy is how willing each member is to share knowledge, information, skills, decals, spare model parts . . . well, you get the idea.

This is a great group to belong to.

RANDOM MEETINGS SHOTS





News from IPMS/USA

Region News and updates. Recent correspondence from IPMS Region 12 Coordinator Tim Kirkland focused on two areas related to local contests sponsored by individual IPMS Chapters and independent modeling clubs.

First were a few suggestions regarding the terminology used for judging categories in local contests. While a person who builds military models understands what "Civilian Vehicle" means in the models they work on, that term does not mean the same thing to a person who builds mostly automotive or truck models or someone without a military background. Conversely, a person who builds military models thinks Street Rods and Street Machines are the same thing, while to the automotive modeler they are two entirely different subjects. This can be further compounded by local shows that tend to focus on or have a lot of participation in certain categories, such as Armor, Figures, Sci-Fi or Automotive. His advice was to try to use categories with more common wording – like Automotive instead of Civilian Vehicle – and that while IPMS USA does not tell Chapters how to run their local contests the categories used for the National Contest are a good place to start, even if you don't plan to use all the categories they do.

Second, one of his roles as Regional Coordinator is to monitor the proposed contest calendar each year in his region (and the adjacent Regions 2 and 3) in order to avoid having multiple contests on the same weekend or immediately before/ after each other. Having contests close together makes it difficult to attract vendors, who must travel from show to show, or for modelers to get something new completed to enter in a local contest. His biggest

concern is not IPMS local chapters, who he is in regular contact with, but the independent model clubs who may have a contest and not be aware of IPMS chapter events. By his estimate, there are 6 independent clubs in South Carolina and 7 in North Carolina right now. He has asked that local chapter members who are involved with or have contacts with independent clubs reach out and let them know about this situation, and that he will gladly put their events on his calendar so that conflicts can be minimized.

And, Tim received the following interesting email this month. Please read and share.

Tim,
This is Jim Malcolm from the Catawba Valley Scale Modelers in Hickory, NC.

The Hickory Aviation Museum, located at the Hickory Airport, will be opening their new museum at the Hickory Airport later this summer. One thing that will be on display in the new museum is a really big 1/48 scale USS Saratoga CV-60 aircraft carrier model. This model was

purchased from another museum that went out of business.

The museum has asked our club to build 1/48 scale aircraft models to go on the carrier. They would like to have each type of aircraft that served on SARA from 1960 until it was decommissioned after Desert Storm. Would you send out to the clubs in the Region about this, and see if anyone has a model with USS Saratoga markings that they would like to donate to the project. A sign would be displayed with the ship model with the name of anyone who has an aircraft on display on the model. If anyone would like to build a new kit for this project, we will check with the museum about funding for the kits.

All of the models need to be 1/48 scale aircraft that have markings for squadrons that served on SARA. Also, any deck support vehicles and deck crewmen are needed.

Thanks for the help with this. Anyone can contact me about this at: jmalcolm4850@gmail.com or call me at 828-499-0069.

***-Tim Kirkland
Region 12 Region Coordinator.***

Please contact
Tim Kirkland
kirklandmr6@aol.com



BOOKS • BOOKS • BOOKS

You will no doubt notice there are less books available this month but there are still many fine volumes which can help round out your research library.

William Stuart Mitchell was a model builder this chapter should remember. Mitchell lived in Dublin, Georgia and passed several years ago. None of us, even myself, knew him personally, but Meredith Mitchell has reached out to us with an amazing offer.

Presented here is a list of books still available from the 60 that Bill left behind and Meredith has offered them to our chapter, free of charge. This offer is open to ECPM members only. Our webmaster, Gary Mitchell, (no known relation to the Mitchells in Georgia), will be posting this list on our award winning website on a private, members only page. The page is open for selection to the members on a first come first serve basis, (you see some have already been served), so don't miss out.

We will apportion out the shipping cost percentage rated as to how many books each person ordered. So, here is the list, you may proceed to sharpening your pencils now. **NOTE: "PB" notated means known paperback. . ■**

Observer's Book of Aircraft (London)
The World's Fighting Planes (Wm. Green, 1959)
Fighters, Attack & Training Aircraft (K. Mason, 1966)
Greatest Fighter Missions (PB, E. Simms, 1962)
American Aces, (PB, E. Sims, 1958)
Aces Against Japan (PB, E. Hammel,)
F-5 in action (PB, squadron #38)
F-14 Tomcat in Detail & Scale (B. Kinzey, 1979)
McDonnell F-4D (Aerofax, 1985)
McDonnell Douglas F-15 A/B (#2)
THUD (Lou Drendel, Squadron)
TAC (Lou Drendel, squadron, 1978)
The U.S. Airforce in .E. Asia (61-73)
Naval Aviation News (1961)
Air International - Sukhoi Su-24)
Wild Weasel (L. Davis, 1986)
Air War Vietnam (Air Progress,)
Famous Fighters of the 2nd World War (W. Green Vol 1)
Famous Fighters of the 2nd World War (W. Green Vol 2)
Phantom (Air Forces Monthly Series)
Building the P-40, (E. Phillips, 1997)
Super Hornet F/A-18 E & F, (B. Kinsey, 2004)
Combat Aircraft - Journal of Military Aircraft (2005)
Mig Alley (L. Davis, 1978)
A League of Airmen (US Power in Gulf War, 1994)
FLY NAVY (P. Kaplan, 2001)
Flying Aces (Metro Books, 2001)
World Airpower Encyclopedia (1960)
Fighter Combat Aircraft 1914 - (J. winchester, 2004)
Hunters in the Sky (J. Whelan, 1991)
Great A/C of WW-2 (A. Price)

KIT MASX
WIN AN AIRBRUSH!

THE HARDER & STEENBECK ULTRA 2024


Courtesy of **MAPLE AIRBRUSH SUPPLIES**

Your order is automatically entered to win!

Draw Date: March 31st!

Visit kitmasx.com for more details!

AMPS SitRep



AMPS 2025 International Convention

May 15, 2025 to May 17, 2025
Penn Harris Hotel, Camp Hill, PA
Website:

<https://www.amps-armor.org/SiteShows/ShowMain.aspx?sid=10127>

Theme: African Armor

Any armored themed entry serving on the African continent from 1899 to the present. Entry must contain documentation (which I interpret to mean what AMPS requires to receive the 0.5 point for research and noting why it matches the theme).

I note the accepted (United Nations) definition of the African Continent consists of 54 countries and 4 Territories or Dependencies. This includes all of North Africa (WW2), but only a few of the countries considered Middle East (Algeria, Egypt, Libya, Tunisia) today - much of WW1 (Palestine), and all of West Asia (current affairs) are excluded.

Here is the room booking link:

<http://www.wyndhamhotels.com/hotels/56438?checkInDate=05/14/2025&checkOutDate=05/19/2025&groupCode=051425AMP>

The hotel block is already open. Special rate is \$149/night excluding taxes. WIFI & Parking are included at the room rate. To reserve by telephone, call 717-763-7177 and quote group code 051425AMP.

Apparently the host hotel (Wyndham/Penn Harris) has changed to a Mercato Mio Italian Restaurant, serving breakfast and dinner. The Perkins is still at the end of the parking lot.

Online registration for the AMPS 2025 convention will be open January 1st and runs through May 11th. **** NEW **** There will be two computers online/onsite for onsite registration. There will be no handwritten registration forms. There will be a separate Walk-In Registration Area for those who do not pre-register for the show. AMPS will provide a laptop & printer for members to enter their information, make electronic payments, and print their model entry forms. Registration Coaches will be in the area to assist. So the old excuse of needing to make a last-minute update doesn't count any longer. It's a change that is long overdue, IMHO.

AMPS Membership info:

<https://www.amps-armor.org/SiteMain/AboutAMPS.aspx#Join>

Read the details at the link above. Basically, you get two printed Borelight magazines per year, and access to the other four issues online. You can attend AMPS events as a non-member, but you cannot enter any models for display or for awards.

We kind of lost track of our AMPS Members and need to recover that information, so many ECPM members may get an survey (email or other) from the Treasurer or another officer to capture your name, AMPS# & expiration date, or you can just send me that info.

More on all this later or if there are questions of me, let me know. The best way to contact me is by email (John.Ratzenberger@earthlink.net) and help me out by putting ECPM-AMPS in the subject so I know it's important to me. Thanks, ■

- John Ratzenberger



GRAND STRAND SCALE MODELERS
Presents

Show Theme
The Pacific War

Saturday, March 29, 2025 9am - 4pm
General Robert H. Reed Recreation Center
800 Gabreski Lane, Myrtle Beach, S.C.
Map next page

General Admission
\$5.00 Single Adult (18 and older)
\$8.00 Family
Contestants \$10.00
Unlimited number of models

Juniors (17 & under) and Active Duty Military (with ID) **FREE**

Vendor Tables
6' Table - \$30.00
8' Table - \$40.00

Award Sponsorships
Category Medallions \$30
Best of Class Trophy \$40
Best of Show Trophy \$50

SUPER Raffle!

On Site Food Concession!

Phil Covador
132 Quail Hollow Rd.
Myrtle Beach, SC 29571
coveadorphil@gmail.com
843-2260259

For Information Contact
Rick Rainert
160 Glenham Rd.
Pawlet Island, SC 29585
5504.875@aimt.com
843-622-265

Scan for show website

for more information please visit
www.grandstrandmodels.com

★WALL 2 WALL HOBBIES PRESENTS★
MODEL CAR SWAP MEET

VENDOR INFO: CONTACT
JEFF WALL
828-829-2901
FOOD AVAILABLE ON SITE

ADMISSION \$5 KIDS UNDER 12 FREE
APRIL 5TH 2025
9:00AM - 2:00PM
AT DOVER BAPTIST CHURCH
1501 POLKVILLE RD SHELBY, NC 28150
**** VENDOR TABLES \$25.00****
****NO CONTEST****



Chattanooga ModelCon 2025

June 13th & 14th 2025

Chattanooga Convention Center
....Friday 1 p.m. - 6 p.m.
....Saturday 9 a.m. - 4th p.m.

- Our Popular Gold-Silver-Bronze Format will be used for ALL contest models, including Automotive
- "Best Of" Awards for Aircraft, Armor, Automotive, Figure, Sci-Fi, Misc. and Dioramas
- Display only models are welcome and are free to display
- Model registration begins on Friday at 1 p.m. and ends on Saturday at noon
- Vendors can be open for business starting on Friday by 1 p.m. A very large number of vendors is expected
- Large raffle drawing on Saturday
- Once again in a ballroom with carpet and good lighting
- **This year's theme: SCI-FI**

For additional information, entry forms, show rules, etc. go to

www.chattanoogamodelers.com

General contact - Ben Gibby bbgibby1984@outlook.com

Vendor Contact - Jeff Matthews jeffmatthewsfamily@gmail.com



Smoky Mtn. Model-Con

42nd Annual - presented by Knoxville Scale Modelers Association



I WANT YOU TO COME TO THE SHOW

Saturday May 31, 2025

MODEL CONTEST

aircraft, armor, auto, figures, sci-fi/fantasy, ships, dioramas and more...

Contest information:
- Adjudg to IMMS standards - 7", 2" and 3" for each category
- Separate sign categories available at judge's discretion
- Categories and entry form on back of page and website

General contact:
Michael Polak
michael.polak@gmail.com

9:00 am to 4:00 pm

KNOXVILLE CATHOLIC H.S.
(in the gymnasium)

8245 Fox Lanes Rd. NW
Knoxville, TN 37923

Contestant Admission:
Adults \$10.00 for first 2 models and \$1.00 for each additional model
18 and under FREE

General Admission:
Adults \$1.00
18 and under FREE

VISIT OUR WEBSITE FOR DETAILS:

www.KNOXVILLESCALEMODELERS.com

HOBBY VENDORS RAFFLE DRAW

(with great prizes) FELLOWSHIP

Vendor information:

- Tables are 8' x 7'
- \$20 per table (paid prior to May 1, 2025) \$25 thereafter
- Doors open for setup at 7:00am
- Help unloading and loading available if needed

Vendor contact:
Anthony Garcia
ajgarcia@smk.com

It's a great time to join or re-up! Remember IPMS/US special anniversary offer, here is the official web announcement:



Fellow IPMS/USA members, in celebration of the 60th anniversary of our great society we are offering a three-year Adult membership to any new or existing member for only \$60.00! Three-year Family memberships are only \$65.00. This is a one-time offer in celebration of our Society's many contributions to the scale modeling hobby. This offer is for all new and existing members on a one time only basis and will be available starting on the first day of the 2024 National Convention (July 17, 2024) until the day before the 2025 National Convention (August 5, 2025).

Eastern Carolina Plastic Modelers
Memorial Merchandize

NO ASSEMBLY REQUIRED!!!

Coffee Cups.....	\$5.00
Rubber Coasters.....	2/\$1.00
Ceramic Coasters.....	\$1.50
Embroidered Model Tote Bags.	
12" x 8" colored basic totes	\$3.00
13" x 10" two pocket totes	\$4.00
13" x 9" three pocket totes	\$5.00
14" x 13" basic totes	\$6.00
13" x 17" leather handled tote	\$10.00
13" x 15" market bags with pockets	\$15.00
18" x 16" two pocket totes	\$17.00

All Model Totes are 100% cotton and are white or beige in color.

Merchandize available at any chapter meeting or by email: rthuyett@embarqmail.com

IPMS/USA MEMBERSHIP FORM

IPMS No.: _____ Name: _____
 Address: _____ If Renewing _____ First _____ Middle _____ Last _____
 City: _____ State: _____ Zip: _____
 Phone: _____ E-mail: _____
 Signature (required by P.O.) _____

Type of Membership Adult, 1 Year: \$30 Adult, 2 Years: \$58 Adult, 3 Years: \$86
 Junior (Under 18 Years) \$17 Family, 1 Year: \$35 (Adult + \$5, One Set Journals) How Many Cards? _____
 Canada & Mexico: \$35 Other / Foreign: \$38 (Surface) Checks must be drawn on a US bank or international money order
 Payment Method: Check Money Order

Chapter Affiliation, (if any): _____
 If Recommended by an IPMS Member, Please List His / Her Name and Member Number:
 Name: _____ IPMS No.: _____

IPMS/USA

Join or Renew Online at: www.ipmsusa.org

PO Box 1411
 Riverview, FL 33568-1411

Region 12 Listing

Contact & meeting information on regional IPMS model building groups. This will give you the opportunity to visit other IPMS chapters.

Charlotte Scale Modelers

Meeting Times: 1st Friday of each month at 7:00pm at the Memorial United Methodist Church; 4012 Central Ave, Charlotte, 28105.

Contact Name: Joel Robinson

Email: jrobinsonusaf@aol.com

charlotte_scale_modelers@ipmsusa.org

www.charlottescalemodelers.com

Coastal Carolina Modelers Association

Meeting times: 2nd Saturday of the month at 10:00 am, at 119 Bramwell Drive, Summerville, SC

Contact Name: Dave Corvino

Email: dcorvino@sc.rr.com

E-mail:

coastal_carolina@ipmsusa.org

Eagle Squadron

General Meeting Times: 2nd Sunday at 1:00pm-3:00 pm at the American Cleveland Draft House, 1420 East Broad Street in Fuquay Varina & an Informal Build Night, Hangar 18 Hobbies in Cary the last Wednesday of each month from 6pm-8pm.

Contact Name: Lee Griffin

Email: eagle_squadron@ipmsusa.org

<https://www.facebook.com/IPMS>

EagleSquadron

Eastern Carolina Plastic Modelers

Meeting Times: 3rd Saturday of the month, 12:00 noon-2:00pm at the Bridgeton Methodist Church, Fellowship Hall

510 B Street, Bridgeton, NC 28519

Contact Name: Dennis Korn

Email: drkornnwp56@yahoo.com

eastern_carolina@ipmsusa.org

Gamecocks

Meeting times: 2nd Sunday of the month at 3pm-5pm, at Sumter County Airport, Sumter, South Carolina

Contact Name: Wes Macon

Email: awmacon@yahoo.com

gamecocks@ipmsusa.org

Gaston County Model Builders

Meeting Times: 4th Friday of the month 6:30 pm at Christ United Methodist Church, 3415 Union Rd Family Life Center,

Gastonia, NC

Contact Name: Lee Whitworth

Email: dlw6290@hotmail.com

gaston_county@ipmsusa.org

Zoom meeting also available at same

time, email to: dlw6290@hotmail.com

George Preddy

Meeting Times: 1st Thursday of the month at 6:30pm.

Sarah's Kabob Shop- 5340 W. Market St. Greensboro, NC

Contact Name: William Workman

Email: stonehill123@peoplepc.com

george_preddy@ipmsusa.org

Grand Strand Scale Modelers

Meeting times: 10:00am- 3rd Saturday at Horry County Memorial Library, Socastee Connector Road 141, SC-707 Socastee, SC

Contact Name: Rick Reinhart

Email: gssmpres@gmail.com

Email: grand_strand_scale_modelers@ipmsusa.org

Lafayette Scale Modelers

Meeting times.2nd Friday of each month, at 6:30 PM at the Westover Recreation Center, 267 Bonanza Drive, Fayetteville, NC 28303.

Contact Name: Eric Engstrom

srericengstrom@aol.com

Mid Carolina Swamp Fox

Meeting Times: 3rd Wednesday of the month 6pm-8pm at the Lexington County Library 5440 Augusta Rd, Lexington, SC

Contact Name: Hub Plott

Email:

dlhpgamecocks@mindspring.com

Email: mid_carolina_swamp_fox@ipmsusa.org

Mooreville/Race City Modelers
Meeting Times: 3rd Sunday of the month, 2pm to 5pm, at Fast Trax Raceway & Hobby, 1-50 Ostwalt Amity Rd, Troutman, NC, 28166

Contact Name: Dave Sciano

Email: mlbdave@yahoo.com

Phone:336-244-5173

ipms_moorevillrace_city_modelers@ipmsusa.org

Piedmont Scale Modelers

Meeting Times: 2nd Saturday of the month at 10am-4pm at the Greenville Military History Center of the Carolinas at 14 Airport Road Ext. Greenville, SC

Contact Name: Dennis White

Email: sunjester1967@gmail.com

piedmont_scale_modelers@ipmsusa.org

Spartanburg Scale Modelers

Meeting times: 4th Saturday of the Month, 12pm-3pm; Spartanburg Memorial Airport; 500 Ammons Rd, Spartanburg, SC 29306

Contact Tim Kirkland

Email: kirklandmr6@aol.com

Winston-Salem

Meeting Times: 3rd Thursday of each month at 7PM; Southfork Community Center 4403 Country Club Road Winston-Salem, NC

Contact Name : Will Pecoul

Email: wpecoul@gmail.com

winston-salem@ipmsusa.org

Region 12 Coordinator

Tim Kirkland

170 Kensington dr #107

Spartanburg, SC 29306

Phone 864 504 0745

Email: kirklandmr6@aol.com

(continued on page 25)



Region 12 Chapters

(continued from page 24)

The following clubs are non-IPMS groups but are included as a courtesy:

Carolina Maritime Model Society

Meeting time/date TBA at the North Carolina Maritime Museum, 315 Front St., Beaufort, NC, and the museum is a great meeting space.

<https://www.facebook.com/CMMSNC/>

Jacksonville NC Plastic Modelers

Meeting times: 1pm every second Sunday at The Hobby Chest, 345 Western Blvd, Jacksonville, NC. The Hobby Chest carries a great selection of hobby kits and supplies and is a grand center for tabletop gaming activities. <https://www.facebook.com/groups/1319666224752922>

New Bern Maritime Modelers Guild.

Meeting location: 12 noon the second Saturday of each month at 604 Guion St., New Bern, N. For up to date info on their meetings: <https://www.facebook.com/nbmmgnc>

Wilmington, NC Plastic Modelers

meeting times: 2pm-4:30pm the 1st Saturday of each month. Meetings are held at the New Hanover County Public Library, Osprey room, 3802 S. College Rd. <https://www.facebook.com/groups/117277425006833>

This is the best up to date info we have on the scale model clubs in our region. Should you find an error or omission please contact the editor of this publication.

When in Jacksonville experience a REAL hobby shop again. VISIT:



Your place for:
Models, Radio Control, Airsoft, Board Games, Trading Cards, Collectibles, Warhammer!

Wed. - Sat. 11am - 9pm
Sunday: 12:00 - 6:00pm
345-A Western Blvd.
Jacksonville, NC 28546
910-353-4473
info@hobbychest.com
since 1992



New retailer for US!

If you live in the U.S. you'll love this!
As of recently **Coastline Hobbies** stocks VMS products along with other great kits, tools and supplies. Check them out today!



From Beginners to Experts,
We've Got You Covered!



info@coastlinehobbies.com
910-477-8505
www.coastlinehobbies.com



Editor's Notes:

February 22/23 was the weekend of the Great New Bern Model Train Show. As usual we were gifted a table right at the entrance in full view of everyone entering and leaving. Every year we have participated we seem to pick up a member of two so let's hope we are as lucky this year.

Also, at this meeting we were hoping to have the video projection system in operation but scheduling conflicts precluded that. And speaking of schedule conflicts the President, Treasurer and Secretary/ Webmaster were all AWOL. (Well, we knew they were not going to be available but who could resist the temptation, right?) Still, with 17 chapter members and three visitors, (one because of our model rail show effort) we are not complaining.

A hearty well done to the members who donated their time to manning the booth.

Don't forget, next month's meeting, April, is not only a week earlier due to Easter, but it is also a RAFFLE meeting with a \$50 Hobby Chest spending spree up for grabs. So, come prepared.

As always, thank you gentlemen and cheers. ■

-Editor

The next meeting will be Saturday, April 12, 2025, 12:00 noon until 2:00 pm at the Bridgeton Methodist Church, 510 B St., Bridgeton. It will include a Raffle, so bring completed builds, any work-in-progress projects, and your checkbook. And watch your email, our facebook page and ECPM website in case changes are made in time and/or date.

Isn't it time you joined IPMS? http://www.ipmsusa3.org/uploads/ipms_application_form_2019.pdf