



**ECPM - We Put It All Together.**



*(above) Michael Hooper visited us with some jaw-dropping motorcycle builds. How come we don't know where to buy these kits from? (Hint, there ain't none. See inside.)*

**Meeting Schedule 2025**

January	<del>12:00-2:00</del>	<del>Bridgeton Methodist</del>
February	<del>12:00-2:00</del>	<del>Bridgeton Methodist</del>
March	12:00-2:00	Bridgeton Methodist
April	12:00-2:00	Bridgeton Methodist
May	12:00-2:00	Bridgeton Methodist
June	12:00-2:00	Bridgeton Methodist
July	11:00-2:00	Bridgeton Methodist
August	12:00-2:00	Bridgeton Methodist
September	11:00-2:00	Bridgeton Methodist
October	12:00-2:00	Bridgeton Methodist
November	12:00-2:00	Bridgeton Methodist
December	12:00-2:00	Bridgeton Methodist

**Meeting Debriefing**

**ECPM MEETING MINUTES**  
**February 28, 2026** by Gary Mitchell

Attending the meeting was Chris Gimpel, Jim Gimpel, Tom CruDane, Gary Mitchell, Robert Brackin, Rodney Huyett, Jim Gower, Jim Smith, David Leasure, Gary Mitchell, Sean Donnelly, Chuck Colucci, Lee Rouse, David Stiteler, Dennis Korn, Steven Mechel, William Reese, William Lubattis, Mark Sandvigen, Robert Vancel, Alan Welch and guests Kathy Smith, Mike Hooper, Eric Gray, and Pamela Enseville.

**1. Introduction of visitors**

Alan W. called the meeting to order at 12:15, with 22 members and 4 guests in attendance. New modelers included: Mike Hooper ... mostly scratch builds motorcycles that don't have kits. Mike uses objects like beer cans and sewing needles for wheels.

Eric Grey, who mostly builds ships

and 1/48 aircraft, was also a new attendee..

**2. Chapter business**

**A. Treasurer's Report:** Mark S. – none given

**B. Website Report:** Gary M. – none given

**C. Newsletter Report:** Alan W. – We will be submitting our newsletter for the IPMS competition again this year. We hope for good results.

**D. Tuesday Night Takeoff Report:** Dennis K. – (sorry missed this if Dennis gave an update)

**3. Chapter events:**

**Down East Con 2026 Update:** Just a reminder that the venue will have Concessions available as they were last year.

We were able to reserve the event

*(continued on page 2)*

**Contents**

Meeting Debriefing .....	1
Buchanan/Campbletown.....	3
DownEastCon 2026.....	6
The Woody Remembered .....	8
In Defense of the Carpet Monster .....	9
Tuesday Night Takeoff.....	10
Model Data Sheet.....	11
Operation Tin Can.....	12
Display Case .....	14
Confessions of a Closet Modeler .....	22
IPMS/US application.....	23
Region 12 news.....	24
Con Roundup.....	25
R12 Chapters.....	26
Editor's Notes.....	27

**Staff**

Publisher/Editor .....	Alan Welch
Editors... David Mohr, Dennis Korn, Lee Rouse	
Meeting Photographs.....	Dennis Korn
	Alan Welch
Columnist .....	David Stiteler,
	John Ratzenberger

## Meeting Debriefing

(continued from page 1)

space for the day before (Friday) at a discounted rate, so we added Friday and this will allow the vendors (and us) to setup early.

We will request the Marines to help setup and breakdown.

Alan has show flyers for anyone attending other cons. Please take some to spread the word for DEC 2026.

Journal advertising expanded ¼ page ad will appear in the next issue of the IPMS Journal and in the May/June issue we will have a ½ page ad. As we are a regional the half page will be free so we will only need pay for the

quarter page ad.

**Vendor Update:** - Tim Ryan not in attendance – but we have 12 vendors scheduled so far.

**Registration Update:** – Online pre registration is now open and operational on our website.

**4. Other Events:** Upcoming IPMS / Non-IPMS Shows and Club Events:

**A. Beachcon 2026** – in 2 weeks – please hand out some of our show's fliers if you attend."

**B. Group build** - cancelled this month due to storm damage at hall.

**C. Model Showcase** – We had a grand total of 32 models from 12

builders! They ranged from automotive to two gaming squads and the usual aircraft and scratch built fish market. It was great work by all and lively discussion about each one.

**D. Presentation:** Pamela Enseville had brought in a photo album of her Father in Law who served as an armorer in Britain with the 8th Air Force during the Second World War. It was a dizzying trip back in time looking at these personal photographs and reliving the life and times of these member of the greatest generation. Thank you Pamela for sharing.

**ADJOURN:** Alan W. – about 1:30 the meeting was adjourned. 🌟

# ALL ROADS LEAD TO HAVELOCK

## JULY 18, 2026



# BUCHANAN/CAMPBLETOWN

by Robert Ouyendyk



Project BUCHANAN/Campbeltown' The 1/240 scale USS Buchanan kit from Revell, released in 1960, has deck planking engraved on the decks but a quick bit of research revealed that these Wickes class destroyers were not built with wood decks. Rather than try to sand the plank lines off, which will be a real pain in the proverbial, I've decided to paint over them in dark grey. I've also removed the rail stanchions, to be replaced with p/e, and the moulded anchor chains along with a ladder on the starboard side hull. This stage  
*(continued on page 4)*



## BUCHANANBUCHANAN LOG

**CLASS - WICKES As Built.**  
**Displacement 1,154 Tons,**  
**Dimensions, 314' 5" (oa) x**  
**31' 8" x 9' 10" (Max)**  
**Armament 4 x 4"/50, 2 x**  
**lpdr AA (1 x 3"/23AA In**  
**Some Ships), 12 x 21" tt..**  
**Machinery, 24,200 SHP;**  
**Parsons Turbines, 2**  
**screws**  
**Speed, 35 Knots, Crew**  
**103.**

**Operational and**  
**Building Data:**  
**Laid down by Bath Iron**  
**Works, Bath Me. on June**  
**29 1918.**  
**Launched January 2**  
**1919 and commissioned**  
**January 30, 1919.**  
**Decommissioned June 7,**  
**1922.**  
**Recommissioned April**  
**10, 1930, Decommissioned**  
**April 9, 1937.**  
**Recommissioned**

**September 30 1939 and**  
**assigned to Neutrality**  
**Patrol.**  
**Decommissioned**  
**September 9, 1940**

**Transferred to**  
**Britain September**  
**9 1940, Renamed HMS**  
**Campbeltown (I42).**  
**Stricken Jan. 8, 1941.**  
**Fate Destroyed in raid**  
**on St. Nazaire France**  
**March 28 1942.**

## BUCHANAN/CAMPBLETOWN

*(continued from page 3)*

can now be painted. I will most likely have to rearrange the anchor area at a later date.

The later date: Modifying the fore-deck. Not a lot of detail for this area can be found on the net, but from what I could find this is about the best I could come up with. I removed the three pips on the deck, which I assume are the capstan and rollers, and carved out part of the deck edge, then fixed in some plates made from Evergreen strip. Drilled some holes, cleaned and painted the area, made the capstan and handling crane




from bits in my spare parts box, and finished it off by positioning the anchors and fitting the chain.

At this stage I would like to wish everyone in the group and their families a very merry festive season and a great New Year. Greetings from Down Under.

Replacement torpedo tubes from Distefano fitted in place and aft deck house made and positioned and fitted out. The p/e rail from GMM is about 3mm shorter than it should be, hence the poor fit.

WIP. BUCHANAN/Campbeltown.  
I've replaced the kit 4" guns and



*(continued on page 5)*

*(continued from page 4)*

some leftover 1/200 railing. The kit rear mast was broken so I scratch built one from brass tube. Fitted the yardarms and installed the masts and rigged the forestays and backstays.

Assembled the stacks then removed the plastic grill and filed out the top before fitting the p/e grill and ladders. Then assembled the P/E searchlight tower, painted and installed them. I wasn't happy with my anchor handling davit so I removed it and made a different one. I can't find any references as to rigging the stacks as was common around this period so perhaps that was not done.

The depth charge racks made and installed. The racks are p/e, the charges are cut from 3mm wood dowel. The remainder of the rails are also fitted. Now to finish off the rigging. 🌟

*-Robert Ooyendyk*



# IPMS R 12 Regional July 18, 2026 Havelock Tourist and Event Center



## **Special “Americana Theme” rules:**

*There are no categories or scale divisions, all kits will be judged together as a theme class. All theme builds must be placed on the theme table(s) where they will be judged. Only models of subjects in the categories listed below will be allowed to participate in the Theme Contest.*

## **NOTE:**

*Models entered in the Americana theme contest will be judged **only** in the theme contest. They are not eligible for competition in any other category. All entries for the theme award must be placed on the Theme Tables only. If they are mistakenly placed in their normal category area they will be eligible and judged for that category only. (A 1/72 P-51 would be judged in category 04)*

## **X. DEC26 Special Categories for the America, Inspiration and Innovation Theme**

### **Ships:**

*1000 USS Constitution, any scale  
1000 Liberty Ship, any scale  
1000 USS Nautilus (SSN-571), any scale*

### **Planes:**

*1000 Wright Brothers Flyer, any scale  
1000 DC-3 /C47, any scale  
1000 Lockheed F117 Nighthawk, any scale*

### **Armor:**

*1000 US Abrams, M1, M1A1, M1A2, M1A3,  
US service, any scale  
1000 US Willy’s Jeep, any scale  
1000 US Sherman M4, any model in US service,  
WW-II or Korea, any scale*

### **Automotive:**

*1000 Model T Ford, any scale  
1000 Chevy Corvette, (‘53-‘67), any scale  
1000 Harley Davidson, any scale, any era*

### **Other:**

*1000 Space Shuttle/Space Program, any scale  
1000 Moon Landing, Vehicles and Equipment, any scale  
1000 Americana Diorama, any scales, any eras*

# DownEastCon 2026 Classes/Categories

**Americana Theme Category:** Please note that a model can be entered in its normal class/category OR in the special "Americana Theme" contest only. A model cannot be entered in both. The Americana Theme rules are found at the end of the Classes/Categories list.

## **0. Juniors**

- 001. Junior entries, ages 5-12
- 002. Junior entries, ages 13-17

## **I. Aircraft**

- 101. Multi-wing & rigged, all scales
- 102. Single engine prop, 1:72 and smaller
- 103. Single engine prop, 1:48, Allied\*
- 104. Single engine prop, 1:48, Axis\*
- 105. Multi engine prop, 1:72 and smaller
- 106. Multi engine prop, 1:48
- 107. Jets, 1:72 & smaller
- 108. Jets, 1:48
- 109. Aircraft, 1:32 & larger, all types
- 110. Helicopters, all scales  
(Note: unmanned aerial vehicles, (UAVs), compete by engine & scale)

## **II. Military Vehicles**

- 201. Armor, 1:35 & larger, closed top, all eras, Allied\*
- 202. Armor, 1:35 & larger, closed top, all eras, Axis\*
- 203. Armor, 1:35 & larger, open top w/interiors, all eras
- 204. Wheeled & soft-skin vehicles, all scales, all eras
- 205. Armor, 1:48 & smaller, all eras
- 206. Ordnance – missiles & towed arty, all scales & eras

## **III. Figures**

- 301. Large Historical Figures, 54mm and larger
- 302. Small Historical Figures, 53mm and smaller
- 303. Tabletop Gaming Figures\*\*

## **IV. Ships**

- 401. Surface, sail & oar powered, all scales
- 402. Surface, powered, (steam/nuke), all scales, 1:499 & larger
- 403. Surface, powered, (steam/nuke), 1:500 & smaller: 1:600, 1:700, 1:1200,
- 404. Submersibles, all eras, all scales

## **V. Automotive**

- 501. Factory Stock, all scales
- 502. Hot/Street rods & street machines, street legal, all scales
- 503. Competition, open wheel, all scales
- 504. Competition, closed wheel, all scales
- 505. Commercial, light duty, all scales, (single rear axle, vehicles and trailers)
- 506. Commercial, heavy duty & equipment, all scales (multi-axle & tracked)

- 507. Sit upon, (bikes, trikes, go carts), all scales
- 508 Customs, all types, all scales

## **VI. Space & Sci-Fi Vehicles & Installations**

- 601. Real space, all scales
- 602. Fantasy/Sci-Fi, vehicles & figures, all scales
- 603. Gundam & Mecha, all scales

## **VII. Dioramas**

- 701. Military, all scales, all eras
- 702. Civilian, all scales, all eras

## **VIII. Miscellaneous**

- 801. All other entries, humorous, or hypothetical, all scales

## **IX. Special Awards**

- 901. Best Aircraft
- 902. Best Military Vehicle
- 903. Best Figure
- 904. Best Ship
- 905. Best Automotive
- 906. Best Space & Sci-Fi
- 907. Best Diorama
- 908. Best Naval Aviation Subject, All Categories
- 909. Americana Theme
- 910. Best in Show

*\*For contest clarification, Allied/Axis determination is by markings. i.e. a captured Spitfire in German markings is classified as Axis. All neutral vehicles are, by default, Allied.*

*\*\* Gaming figures are defined as scale no larger than 32mm, must identify what gaming system they operate in, and must be a minimum of one command figure and at least 6 enlisted figures.*

# The Woody Remembered

by Tim Ryan



Sometimes we build kits just because. I like to normally build cars that are personal favorites of mine, especially the ones I grew up with from the 1950's through the 1970's before they all started looking alike. Back when each car had personality.

Another reason I build car kits is to give to someone that will appreciate a piece of their own personal history. This is the case with my 1948 Ford Woody Station Wagon. A millionaire friend of ours who runs his own very successful business across multiple states, had two 1:48 scale diecasts "Woody's" on a bookshelf in his office. Me being naturally drawn to anything, automotive related, inquired as to what the story was with these.

He chuckled, "Oh someone gave me those since they knew my grandfather had one." It was at that moment, I noticed his expression change, only for the briefest time, but I could see the reminiscent look

on his 78 year old face. I let it go at that time, but it got me thinking. I did some digging and weeks later, located a kit of the car. I ordered it and waited for its arrival, in the meantime I visited him again.

This time I asked if those little cars actually looked like the one his grandfather had. There it was again, that same reminiscent expression, he went on to tell me it was, that brownish burgundy color. We sat and talked this time as he told a brief story of Sunday drives as a child with his family in that car. How it would blow a fuse and his grandfather would use a foil gum wrapper to fix it, giving him and his brother each a half of the stick of gum. The smile on his face as he related this story was so warm.

I now had the info I needed to build a replica for him as a Christmas gift. I ordered the paint from MCW, Monsoon Maroon, in lacquer. The kit arrived, it was sealed so I felt

*Revell/Monogram Kit in 1/25 scale 1948 Ford Woody Station Wagon Painted with MCW Finishes '48 Ford color Monsoon Maroon, the wood portions were done with Rust-oleum tan, then hand painted with several acrylics to achieve the wood grain coloring.*





## In defense of the 'Carpet Monster'.

In a majority of cases, a modeler's work area is on a bare floor, either wood or tile (or some sub-genre of the same). Yet, a part that either takes flight from the sprue or is dropped will still disappear.

"But the floor is swept every day and I still can't find the part," is the battle-cry of those modelers who fail in the recovery of the part. Normally one could blame the enigmatic (and elusive) 'Carpet Monster'. In this case, however, the carpet monster does not exist in this environment.

HOWEVER, it is a well-known fact among more experienced (read: OLD) modelers that the area between the edge of the workbench, and the spot precisely 4.387 inches below the surface of every workbench, there exists the 'vorpall zone'.

The vorpall zone is a dimensional tear in the fabric of the universe (all three in this case) into which a part, especially small styrene parts, will, due to the nature of their chemical make-up, cause an unintended (and unwanted) activation of the vorpall warp zone.

In every case where the vorpall zone has been activated, modelers have noticed the lack of the sound of the part hitting the floor. On rare occasions, modelers have reported seeing a 'blue flash of light' in the corner of their eye when this happens. The part is then immediately transported elsewhere, most likely never to be seen again.

There is a theory that the part in question, will, on occasion, end up in the parts bin (greeblie/nurnie stash) of another modeler halfway across the country. ☆

*-Robert Vancel*

I had a perfect kit to build. I was mistaken . . . Upon first opening the kit, I discovered there were no decals. There was supposed to be a rather large sheet of them with the wood grain panels for the exterior body along with the normal extra decals like license plates etc. I looked for decals to order, but the prices were stupid, so figured I could paint it close enough. All was going well till I got to assembly time, one of the side windows for the back half of the body was short shot. Thankfully this is all flat "glass" so I was able to suitably make that out of a clear sheet.

When it came time to present the model to our friend, Donna and I went to his office, I set the kit in a display case on his desk in front of him. The smile, more a look of warm surprise filled his eyes and his whole demeanor. There he sat, hands in his lap just staring at the car. He kept nodding his head at it, would glance up at us and back at the car. "That's it, that's his car, I have tears

in my eyes, this is the best Christmas present I have ever got." At this point I think all 3 of us had tears, I had done what I always dreamed of, given a gift of real happiness to someone.

We sat for the next hour listening to him tell us stories of that car, that time in his life, how a black family back then had a very simple life due to very little money. How things have changed from those times to what they are today, how kids today have no clue what a simple treat like half a stick of gum meant to them back then. How spending time every Sunday after church they would all climb in grandpa's car and just go for a drive.

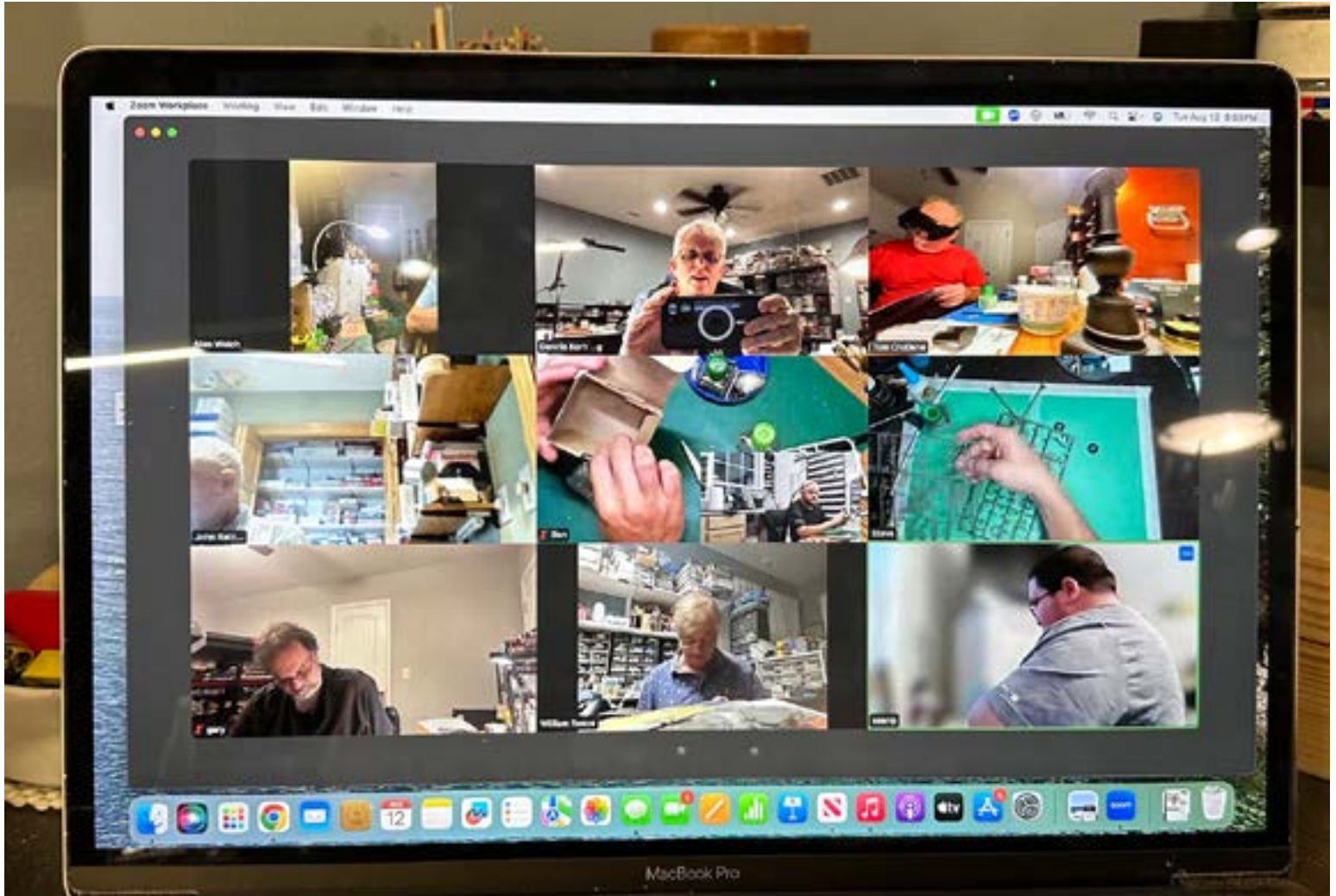
The model sits in its display case in his office. "I'm not taking it home, I want to be able to see it every day."

I guess it's not so much the effort put into making something or the dollar amount of a gift that reveals the true value of that gift, it's when it awakens fond memories of the heart. ☆

*-Tim Ryan*

# Tuesday Night Takeoff

by Dennis Korn



What are you doing on a Tuesday night from 7:00-9:00pm? Do you find it difficult to put any time into your model building? Is hard to squeeze just a few moments time at the bench when life is coming at you from every direction? The answer is easy my friend. Join a group of your fellow modelers on Tuesday night for an on-line building session that guarantees you will have two solid hours of model building time while also getting the latest news on modeling tips, new releases, and more tall tales than you hear in any tavern you care to visit.

But, what do we call this amalgamation of model builders that spend their time encouraging their compatriots to build better?

The idea was to start with the initials TNT since we are a powerful group . . . able to make plastic scrap out of anything the kit manufacturers can throw at us. So, consideration was given to Tuesday Night Thingamajig . . . since the definition is “something that is hard to classify or whose name is unknown or forgotten.” This group is definitely hard to classify, but that just doesn’t quite fit the bill.

How about Tuesday Night Tomfoolery? Some people think what we do certainly meets the definition of “foolish, trifling or nonsense,” but we know what we do is a skill-based activity that others may find hard to appreciate, but then they just don’t get it. Consideration could be given to Tuesday Night Touched since we

are obviously “emotionally stirred” by our models and can be considered “slightly unbalanced” by many civilians who wonder what grown man are doing building little models.

So, without consulting the powers to be . . . which means they could definitely come up with a better idea . . . I give you Tuesday Night Takeoff . . . a group of modelers who by definition, “copy from an original and make a likeness of” when we put our pieces of plastic, resin, brass, paper, etc. together. And what better time to take on that endeavor than on a Tuesday night with a like-minded group that will give you their full support and only harass you in a gentle manner. ☘

*-Dennis Korn*





# OPERATION TIN CAN

One of the grand things about this hobby is the cross fertilization and help offered by many of the chapters and individual chapter members to other people and organizations.

Another opportunity for help and sharing has been recently opened by ECPM chapter member Steve Kasza, and this time the help is offered internationally.

Steve operates a live stream,

([twitch.tv/warduckminiatures](https://www.twitch.tv/warduckminiatures))

where he chanced to meet Rafael Pedro Costa, a builder and armor enthusiast in Benedita, Portugal. Minds merged and interests grew and finally "Operation Tin Can" developed which will have Steve building models of every piece of armor the Portugese Army has used for display in the Museu Militar de Elvas.

The list appears at left and is, no doubt, outdated by the time you are reading this, but the link to the live, dynamic spreadsheet is below. The kits highlighted in green and yellow are already obtained but kits or money to purchase the kits listed in white is still needed. Please contact Steve to donate through the Tin Can FB page, twitch, or [warduckminis@gmail.com](mailto:warduckminis@gmail.com)

Steve is hoping to have this project wrapped up by the museum's 25th anniversary in October of next year.

Worthy goal, Steve. ■

- editor

Museum page:

<https://www.facebook.com/profile.php?id=100067760216441>

Operation Tin Can:

<https://www.facebook.com/profile.php?id=61565140131334>

Link to the dynamic spreadsheet:




Name	Kit Number
25b	6675
Auto Machinegun A.M. Berliet U.D.B. 4 6x6 10ton	
Brn Universal Carrier	KV35011
British Howitzer 5.5 inch	135*023
British Howitzer 5.5 inch	135*023
Carden Loyd 1.5 Ton	
Chamite	35232
Chamite	82418
Chamite Bufo	82418
Comando V150	82422
Demolition Vehicle	35087
Demolition Vehicle	35077
Demolition Vehicle	35077
EDR	82489
EDR 2	82489
Edson Scout Car Mk2	A1379
GMC 4x4 M942	CB35112
Grazzy	6048
Grazzy Kangaroo	6048
Humber M943	CB35081
Infantry Support Vehicle	AF35050
LeFH18M 10.5cm Howitzer	AF35524
Leopard 2 Trainer	BT002
Leopard 2A6	BT002
M3 VTT	2077
M101	AF35191
M1015 Humvee	35263
M106	1354
M109A2	AF35109
M109A5	AF35109
M113	1354
M113 w/TOW II	1354
M114	CB35102
M113L Enhanced Armament Carrier	13435
M119	R3D35119
M120	1354
M24 Chaffie	AF35209
M3 Scout Car	82451
M3A1 Half-Track	6332
M45A5	2162
M4A3 105mm Howitzer & M1 Dozer Blade	13207
M4A1(76) HVSS	35323
M4A3(4) HVSS	RM5042
M4A3(105) HVSS	6334
M4A3(76) HVSS	RM5049
M577	AF3503
M577	35071
M578	AF35110
M5A1 Stuart	AF35105
M60 AV1B	3591
M60 Trainer	AF35249
M60A3	AF35249
M728	35254
M730	AF35002
M74	LF1297
M88	AF35008
M901	264
Pandur	F3057
Panhard HE-60-Z	2084
Recon Vehicle Berliet V.U.D.B. 2-10	
Seledin	3554
Sexton II	6760
TP5 Ford M20 M952	35234
TP7 GM 4x4 m947	35020
Valentina	AF35185
V8L Armored Car	83876
Vickers 6 TDR Double turret	83877
Vickers 6 TDR Double turret	35303
Vickers 6 TDR Double turret	35304
Vickers Arty Carrier	CV35003

# OPERATION TIN CAN

## *update*

Steve Kasza reports that we have 65 of 77 subjects sponsored, 8 of them are completed, and another 10 in progress. Steve is making good progress and hopes to accompany the completed collection to Beneedita Portugal to be on display in the Museum. This will be every piece of armor the Portuguese Army has ever used.



*(above right) M730 Chaparral*

*(center right) V-150 Armored Car*

*(lower right) L118 105m Howitzer*

*(below) M-55 Machine gun trailer mount*



*(right) A Jim Smith 1965 Plymouth Satellite, this in 1:25 scale. After wiring the engine with his standard 30awg wrapping tape Jim painted the car with MCW's Indian Turquoise lacquer.*



*(right) The classic 1956 Ford T-Bird in 1:24 scale. Jim Smith used MCW Finishes Peacock Blue which is matched to the original Ford color of the period. Engine wired with 30awg wrapping wire.*



*(right) This is the "Fast and Furious" 1970 Dodge Charger, it's a Revell kit in 1:25 scale painted with Tamiya gloss black varnish. This fine assembly was done by Jim Smith. And under the hood Jim wired it with 30awg wrapping wire.*



*(right) This nostalgic "Hot Wheels" build was done by Chris Gimpel. Cool markings on top of Testors Extreme Lacquer Blazing Black and under a clear coat of Tamiya TS-13. Groovy.*



*(right) William Lumbattis says the Sea Fury by Airfix went together very well with no issues encountered at all. The kit comes with decals for an Australian Sea Fury in a beautiful gloss Sea Blue scheme. Also included are markings for a race plane in red and white livery. I chose the FAA post war scheme. Would definitely recommend this kit and someday would like to build another one. The model was painted with Tamiya Sky XF-21 and Tamiya XF-54 Dark Sea grey.*



*(left) William Lumbattis also brought in the Spitfire is the 1/48 Academy Spitfire Mk XIV reboxed under Wolfpack designs. The model had some fit issues and the overall shape of the model is not completely accurate. However it was an enjoyable build and I am satisfied with the end result. The markings are from the box and the kit has been painted with a mix of Tamiya RAF Dark Green and Ammo by MiG paints Ocean grey and medium sea grey.*

**WAITING ON INFO FOR COPY FROM WILLIAM REECE**

*(right) William Reece's long term build of the old venerable Monogram Kingfisher in 1:48 scale. Some of it went well but William says the inaccuracies inherent in the kit, such as the under-scale central float, are really truly troublesome.*





*(left) I am just going to let Mike Hooper describe these in his own words. The Honda 125 is a 1/9 scale, as are all my motorcycles. It is scratch built from plastic tube, resin, aluminum tube, brass and S/Steel. The exhaust header, or downpipe is made from a skirt hanger. The wheels are spoked with nickel plated sewing pins. tires are solid cast resin from molds I made off previous models that I bought.*



*(right) Next is the Vincent, a V Twin 1000cc beast! Again this one is scratch built except the front fork, which is from the Italeri Triumph 3H kit. It is painted with Alclad II Chrome. The cables are fly tying tube from The Fly Artist, they make different thicknesses of tubing in various colours, great stuff for the car guys.*



*(left) This one is the rest of the Italeri Triumph 3H, but I built a BSA A10 engine and BSA type front fork. Added a valance to the rear fender and made a moped style carrier. If you can zoom in on the photo, you'll see I use s/s fishing leader for the inner cable on the front brake, cool little detail.*

*(right) The Flying Merkel. Most of this bike was created with a laser cutter when I had access to one. The frame, wheel rims and fork yokes are laser cut acrylic. The finned blocks are 50lb. card stock, again laser cut and stacked with card spacers between each fin, the chains are laser cut and assembled the same way. The wheels are from a bicycle model with acrylic tires added.*





*(left) Gary Mitchell brings us the "Red Baron" re-release in 1:24 by Atlantis. Gary says the kit fits pretty good and he stripped the chrome from the helmets and redid the color then added the acrylic red paint. And another nice display to go with the model.*

*(right) It's HO Scale (1/87). Original design by Robert Vancel. It's constructed with Bristol Board, 1/8" square stock hardwood for bracing. Trim is balsa and random scraps. The signs are from the internet, sanded down on the backside to make them conform to the wood making it look painted on. The boards were scribed with a mini razor saw to distress it, and it was stained with Tamiya black and brown panel line ink. Paint is Folk Art paint dabbed on randomly with a sponge. Roof is black construction paper to simulate tarpaper, and weathered with chalks. Smokestack is a McDonalds straw.*



*(left) '92 Toyota 4x4 pickup in 1:20 scale built by Steven Mechel to be the Baywatch rescue truck. There is a story about a Pamela Sue Anderson 3-D printed figure but that was a bust. Nice work and display here. It was originally released by Lindberg.*



(left) Another of Gary Mitchell's builds, this time the Atlantis 1:48 Fokker Dr-1 triplane "Dr. Death. Gary enjoyed the build and says all parts fit well. After assembly Gary painted it with Tamiya Lacquers.



(right) A Vignette from the Cold War era by Tom CruDane shows two Soviet tankers uncovering some WW-II debris somewhere near Berlin. Tom says other than the figure most was constructed from his spare parts boxes including the Tamiya motorcycle originally from the 1970s.



Please fill this out for any model you are bringing in to the meeting. don't need much info, just the basics and anything unusual.  
 Builder/Model:  
 Tom CruDane / Cold War Figure Vignette

(left) And Gary Mitchell, (busy boy) presents his MARine F4U from Korean service. It's a 1:48 scale Revell kit and Gary suggests it not be recommended for entry level builders. Fit was about average.



*(above) That odd looking cigar with the long nose is actually the semi-submersible torpedo ram CSS David. It was built by an amateur and, with a top speed of 12 knots, used somewhat successfully against the Union blockading fleet. Spar torpedoes were not the best idea in naval warfare. 1:72 Produced in resin and metal in 1:72 by Cottage Industry Models. Build by Dennis Korn.*

*(below) Gaming pieces are always a welcome addition at our meetings and Louis LaPlante never disappoints. Blue figures are Games Workshop's Space Marine Intercessor Squad. Scale is 28MM Heroic/1:56. The Space Marines are on 32MM bases and painted in the colors of the Ultramarines chapter. The other figures are Games Workshop's Cadian Shock Troopers on 25MM bases in a custom regimental uniform based on the 82nd Airborne during WWII.*





*(left) Another Korean era Corsair, this time built by Tom CruDane. It's again the 1:48 scale Revell kit and Tom suggests it not be recommended for entry level builders. Fit was about questionable, instructions vague and moving parts not well though out.*



*(left) A Brewster F2A Buffalo built by Alan Welch. It's a 1:72 scale "Easy Assembly" kit and it looks remarkably like the Buffalo it represents. Alan says it is an easy build and is unusual in that the fuselage is composed of top and bottom halves rather than the tradition left and right. No body filling was needed although some details under the immense canopy had to be scratch built.*



# RANDOM MEETING SHOTS



## Mission:

# “Piccadilly Lily”

*By David Stiteler*



It is widely known that I have been referred to as the “B-17 Guru”, embarrassingly so because of the extremely long time that I have put into the build of a singular model kit of a 1/48 scale B-17. If you may recall, that kit was started by someone else, and I was asked to complete it since the current owner didn’t build models. Apparently, lately, neither do I. Be that as it may, that’s not the subject of this column. Last month I mentioned that I usually build subjects that have a personal connection to me in some way, and this month I want to focus on one of those subjects, which just happens to be a B-17.

I’m sure all of you that enjoy war movies knows the classic, 12 O’Clock High. This movie is one of my favorites, based on the book written in 1948 by Beirney Lay, Jr. and Sy Bartlett. The book and the movie is about the life and struggles, stresses and tragedy American airmen faced in the European theater at the beginning of WWII. The book and movie are not a real accounting of any given unit or airmen, just a taste of what life was like. Both authors did serve with the Army Air Corps with the Eighth Air Force, flying B-17’s. So, the book drew upon the life experiences of both authors.

My subject has a connection to the movie, and later during the mid to late 1960’s, the television show with the same name, 12 O’Clock High. The B-17 flown by General



Savage in the movie and the series was named “Piccadilly Lily”. It was obvious that the aircraft in the movie was not the same in the TV series, but the nose art name was. The interesting thing is, there really was a “Piccadilly Lily” serving in the Eighth Air Force, assigned to the 351st Bomb Squadron / 100th Bomb Group, or more notably known as “The Bloody Hundredth”.

“Piccadilly Lily”, tail number 42-5864, was accepted into the inventory on March 29, 1943, and assigned to the Eighth Air Force May 31, 1943 to the 351st BS, 100th BG located at Thorpe Abbots AB, England. On October 8, 1943 on a mission over Bremen, Germany, she was hit by Flak and exploded, being shot down with six of her crew killed in action, and five held as POW’s.

Last year, Eduard Models released a 1/48th scale model of the B-17 celebrating “The Bloody Hundredth”, and the subject is the “Piccadilly Lily”. Of course, I had to have one as soon as I saw it, which I do have in my ever-growing collection. The guru in me just couldn’t contain itself. So, why is this particular airplane so important to me?

Ever since that day I saw the movie with my father, and then stayed up late at night when the TV series aired, I was drawn not only to the B-17, but to that particular B-17. I researched the 8th Air Force, looked for any information I could find through the years on not only that plane but others of certain meaning, and any and all history available of planes, The 100th BG, and the 8th AF. When I was able to come across the battle history of the “Piccadilly Lily”, I discovered that the bomber was shot down on my birthday, October 8th. I was born 19 years later on that day. In a weird sense, I somehow felt a connection to that plane and crew. I don’t know any of the surviving family members or the survivors from the crew. It’s just one of those feelings. Therefore, I had to have the model to eventually build.

There is more to this story, but now is not the place for it. For the rest of the story, a dive into the slightly off-beat venture into the Paranormal and maybe a bit of alcohol will suffice. If interested, ask me about it some time. Too bad one of my ex-girlfriends isn’t around. She could really make it interesting. So, for now, happy modeling!

*- by David Stiteler*



**Did you know you can save 1/3 of the cost of registration to ECPM's DownEastCon by registering online?**

**<https://www.ecpmod.com/dec26-pre-registration.html>**

**GET 20% OFF!**

*Plus...*  
**NO MORE TARIFFS!**

Use Code: **ECPM20**

**Get canopy and marking masks for upcoming projects!**

20% discount excludes 1ManArmy masks. No usage limits. Exclusive to ECPM members and friends. No duties or fees apply to Kit Masx products. Tracked shipping is \$14 CAD, and FREE on orders over \$80 CAD.

**kitmasx.com**

## IPMS/USA MEMBERSHIP FORM

IPMS No.: \_\_\_\_\_ Name: \_\_\_\_\_

Address: \_\_\_\_\_  
If Renewing First Middle Last

City: \_\_\_\_\_ State: \_\_\_\_\_ Zip: \_\_\_\_\_

Phone: \_\_\_\_\_ E-mail: \_\_\_\_\_

Signature (required by P.O.) \_\_\_\_\_

Type of Membership  Adult, 1 Year: \$30  Adult, 2 Years: \$58  Adult, 3 Years: \$86

Junior (Under 18 Years) \$17  Family, 1 Year: \$35 (Adult + \$5, One Set Journals) How Many Cards? \_\_\_\_\_

Canada & Mexico: \$35  Other / Foreign: \$38 (Surface) Checks must be drawn on a US bank or international money order

Payment Method:  Check  Money Order

Chapter Affiliation, (if any): \_\_\_\_\_

If Recommended by an IPMS Member, Please List His / Her Name and Member Number:

Name: \_\_\_\_\_ IPMS No.: \_\_\_\_\_

# IPMS/USA

Join or Renew Online at: [www.ipmsusa.org](http://www.ipmsusa.org)

PO Box 1411

Riverview, FL 33568-1411



# News from Region 12

## Region 12, The Carolinas Contest and shows. 2026

Here is a listing of shows and contests in and around the North and South Carolina region. If you see an error please contact the editor.

### March March 14th, 2026 Beach Con 26

Grand Strand Modelers  
Robert H Reed Rec Center  
800 Gabreski LN  
Myrtle Beach SC  
Contact Rick Reinhart  
b2flighttest@gmail.com

### March 21, 2026 - Atlanta Con

9:00am to 4:30pm  
IAM Local 709  
1032 S. Marietta Pkwy  
Marietta, GA 30060 Contest  
Chairperson's Kim Elmore  
Phone: 770-331-2679 E-mail:  
kdmcelmore@gmail.com

### APRIL April 4th - 2026

**AMPS Central SIDNA Swap Meet.**  
Seven Oaks Park Recreation Center  
200 Leisure Lane Columbia, SC,  
29210

### Wall To Wall Hobbies April 18th

Dover Baptist Church 1501  
Polkville HWY Shelby, NC 28152  
Vendor Tables \$25 Each (8ft Tables)  
Contact Info:  
Jeff Wall 828-829-2901,  
Wall2wallhobbies@gmail.com  
Aaron Alexander 704-284-2801,  
Admission \$ 5.00

### May May 16th, 2026

SCMA Greenville  
Simpsonville SC

### May 30, 2026 - 9:00am to 4:00pm Smokey Mountain con.

IPMS Knoxville  
Location  
Knoxville Catholic High School (in  
the gymnasium)  
9245 Fox Lonas Rd. NW  
Knoxville, TN 37923  
Contest Chairperson's Michael  
Polin E-mail: knoxville@ipmsusa.org

### JUNE

### June 6th, 2026 Scott Con

Century of Flight Hangar, Museum  
of Aviation, Warner Robins GA  
Event Address: 1942 Heritage  
Blvd Museum of Aviation  
Warner Robins, GA 31098 Bruce  
Radebaugh - bradebau@netzero.net

### June 27th, 2026

### Flo Town Model Show Down

PEE DEE Scale Modelers  
9:00am to 7:00pm EDT  
VFW post 3181 in Florence SC  
Event Address:  
236 S. Greer Rd  
Florence, SC 29506 Dale Perdue  
Phone: 843-672-8033 E-mail:  
Dwperdue68@gmail.com

### July 18, 2026

### Region 12 Regional convention Americana, R12 Regional Con

Eastern Carolina Plastic Modelers  
9:00am to 5:00pm Havelock  
Tourist and Event Center  
201 Tourist Center Drive  
Havelock, NC 28532 Chairperson  
Alan Welch: 919-616-6782  
E-mail: info@alanwelch.us  
[https://www.ecpmod.com/  
downeast-con-2026.html](https://www.ecpmod.com/downeast-con-2026.html)  
2026's R-12 Regional Con will be

produced and hosted by Eastern Carolina Plastic Modelers to celebrate America's Inspiration and innovation. The theme will be iconic American developments, such as the Model T and the USS Nautilus, SSN-571. This con will happen at the Havelock Tourist and Event Center, arguably one of the premier event locations in the state. This year we will also feature expanded Gundam and Meccha classes as well as our ever popular raffle and a grand line up of vendors. The Center will also provide onsite light fare for lunch at fair prices and there are two first class motels an easy stroll from the front door. Our past two events have also had active duty Marines on hand to aid vendors unload and pack back up at show's end. Our events have consistently receive excellent reviews and we're striving to make this one the best yet.

### August

### IPMS National Convention FT Wayne IN.

**August 5, 2026 - 10:00am EDT to  
August 8, 2026 - 10:00pm EDT**  
Grand Wayne Convention Center  
Event Address:  
120 W. Jefferson Blvd.  
Fort Wayne, IN 46802  
John Figueroa - 2026\_chair@  
ipmsusa.org

### September

### September 19th, 2026 "Head to the Highland"

IPMS Appalachian Scale Modelers  
Greenville TN Rec Center  
456 Bernard ave.  
Greenville TN 37743  
Contact  
Dave Newland  
Email harlyutrac@comcast.net  
423 2025550

### September 26th, 2026

**GRAND STRAND SCALE MODELERS**  
Presents  
**Beachcon 2026**  
Show Theme  
**The Big Cats**

**Saturday, March 14, 2026 9am - 4pm**  
General Robert H. Reed Recreation Center  
800 Gabreski Lane, Myrtle Beach, S.C.

General Admission \$5.00 Single Adult (18 and older)  
\$8.00 Family

Contestants \$10.00  
Unlimited number of models

Juniors (17 & under)  
and  
Active Duty Military (with ID)  
FREE

New Show Layout  
**SUPER RAFFLE!**  
More Traders  
More Contest Categories  
On Site Food  
Concession

Award Sponsorships  
Category Medallions \$30  
Best of Class Trophy \$40  
Best of Show Trophy \$50

Vendor Tables  
4' Table - \$30.00  
8' Table - \$60.00

Phil Cavender  
182 Quail Hollow Rd.  
Myrtle Beach, SC 29579  
cavenderw@gmail.com  
843-2360219

Rock ROBERT  
160 Watham Rd.  
Faulton Island, SC 29548  
scum\_mrs@gmail.com  
843-4302146

For Information Contact

www.grandstrandsscalemodelers.org

**Wall 2 Wall Hobbies**  
Presents:  
**Spring Fling**  
**Scale Model Swap Meet**  
**2ND Annual**

**April 18, 2026**  
**9:00AM TO 2:00PM**

Vendor Tables \$25 Each (8ft Tables) Contact Info:  
Jeff Wall 828-829-2901,  
Aaron Alexander 704-284-2801,  
or  
Wall2wallhobbies@gmail.com  
**\*No Contest For This Event\***

Dover Baptist Church 1501  
Polkville HWY Shelby, NC  
28152

Admission \$5  
Children 12 &  
Under Free

CHOPPED & GLUED MC PRESENTS  
**Modelrama 2026**

**JOHNSON COUNTY FAIRGROUNDS**  
150 FAIRGROUND ROAD | FRANKLIN, IN 46131  
**MAY 15TH & 16TH 2026**

Best of Awards  
ENGINE, INTERIOR, PAINT & OVERALL  
**'BEST KUSTOM' (PERPETUAL AWARD)**

Classes  
AIRCRAFT, BOX STOCK, COMMERCIAL, CURBSIDE,  
CUSTOM (At least 2 Major Modifications), DIECAST,  
DIORAMA, FACTORY STOCK, FIGURES/GUNDAM, HOT ROD,  
LARGE SCALE, LOWRIDER, MILITARY, MISCELLANEOUS,  
MOTORCYCLES, NOVICE (18+), RACING, RAT-ROD,  
ROOKIE (12 & under), SCI-FI, SMALL SCALE, SLOT-CAR,  
STREET MACHINE, SURVIVOR (Builds over 30years old), TRUCKS,  
TUNERS, UNFINISHED, WATERCRAFT

IN HOOSIER CONJUNCTION WITH  
HOSTED BY  
CHOPPED & GLUED MODEL CLUB

VENDOR INFO: \$40 FOR AN 8' FOOT TABLE (2DAYS)  
CALL OR TEXT - IETH KILLEA 317-416-9034  
PRE-REGISTER / VENDOR REGISTRATION ONLINE:  
CHOPPEDANDGLUED.CLUB/MODELRAMA26

Scan Me

**FloTown Model Showdown**

Registration:  
9am-12pm  
\$10 First 3 Models  
\$1 Each Additional Model  
General Admission:  
\$5.00  
(12 & under FREE)

Vendor Tables:  
\$25 Each

June 27, 2026  
VFW  
238 S Greer Rd  
Florence, SC

On-site food available.  
Burgers, Wings, Steaks,  
Seafood, and more.

**Contest Categories**

<p><b>Juniors</b></p> <p>001) 12 and under 002) Teens (13-17)</p> <p><b>Aircraft</b></p> <p>101) Biplanes (All Scales) 102) Prop (1/72 and Smaller) 103) Prop (1/48 and Larger) 104) Jet (1/72 and Smaller) 105) Jet (1/48 and Larger) 106) Rotary</p> <p><b>Military Vehicles</b></p> <p>201) Armor (1/48 and Smaller, All Eras) 202) Armor 1945 and Earlier (1/35 and Larger) 203) Armor 1945 and Later (1/35 and Larger) 204) Wheeled and Softskin (All Scales)</p> <p><b>Ships</b></p> <p>301) Or and Sail 302) Powered 303) Submarines</p>	<p><b>Figuras</b></p> <p>401) Real/Historical 402) Fictional</p> <p><b>Automotives</b></p> <p>501) Street Rods (48 and earlier) 502) Street Machines (50 and later) 503) Trucks and Vans 504) Racing (Closed Circuit) 505) Racing (Straight Line) 506) Imports 507) Factory Stock 508) Motorcycles 509) Commercial Vehicles</p> <p><b>Space and Sci-Fi</b></p> <p>601) Space Vehicles 602) Gundam/Mecha</p> <p><b>Dioramas/Scenics</b></p> <p>701) Military 702) Civilian</p> <p><b>Miscellaneous</b></p> <p>801) Entries not fitting in any listed class</p>
---	---

For more information:  
Club President: Dale Penick 843-672-8033  
Show Coordinator: Chris Poulos 843-485-3678  
Vendor Contact: Chris Poulos 843-459-7772 chris@wall2wall.com  
or visit  
www.wall2wallhobbies.org

# Region 12 Listing

**Contact & meeting information on regional IPMS model building groups. This will give you the opportunity to visit other IPMS chapters.**

## **Charlotte Scale Modelers**

Meeting Times: 1st Friday of each month at 7:00pm at the Memorial United Methodist Church; 4012 Central Ave, Charlotte, 28105.

**Contact Name: Joel Robinson**

Email: [jrobinsonusaf@aol.com](mailto:jrobinsonusaf@aol.com)

[charlotte\\_scale\\_modelers@ipmsusa.org](mailto:charlotte_scale_modelers@ipmsusa.org)

[www.charlottescalmodelers.com](http://www.charlottescalmodelers.com)

## **Coastal Carolina Modelers Association**

Meeting times: 2nd Saturday of the month at 09:30 am, at the Summerville American Legion Post, 105 Sumpter Ave., Summerville, SC

**Contact Name: Dave Corvino**

Email: [dcorvino@sc.rr.com](mailto:dcorvino@sc.rr.com)

E-mail:

[coastal\\_carolina@ipmsusa.org](mailto:coastal_carolina@ipmsusa.org)

## **Eagle Squadron**

**General Meeting Times:** 2nd Sunday at 1:00pm-3:00 pm at the American Cleveland Draft House, 1420 East Broad Street in Fuquay Varina & an Informal Build Night, Hangar 18 Hobbies in Cary the last Wednesday of each month from 6pm-8pm.

**Contact Name: Lee Griffin**

Email: [eagle\\_squadron@ipmsusa.org](mailto:eagle_squadron@ipmsusa.org)

<https://www.facebook.com/IPMS>

**EagleSquadron**

## **Eastern Carolina Plastic Modelers**

Meeting Times: 3rd Saturday of the month, 12:00 noon-2:00pm at the Bridgeton Methodist Church, Fellowship Hall

510 B Street, Bridgeton, NC 28519

**Contact Name: Dennis Korn**

Email: [drkornnwp56@yahoo.com](mailto:drkornnwp56@yahoo.com)

[eastern\\_carolina@ipmsusa.org](mailto:eastern_carolina@ipmsusa.org)

## **Gamecocks**

Meeting times: 2nd Sunday of the month at 3pm-5pm, at Sumter County Airport,

Sumter, South Carolina

**Contact Name: Wes Macon**

Email: [awmacon@yahoo.com](mailto:awmacon@yahoo.com)

[gamecocks@ipmsusa.org](mailto:gamecocks@ipmsusa.org)

## **Gaston County Model Builders**

Meeting Times: 4th Friday of the month 6:30 pm at Christ United Methodist Church, 3415 Union Rd Family Life Center,

Gastonia, NC

**Contact Name: Pending**

Email: **Pending**

[gaston\\_county@ipmsusa.org](mailto:gaston_county@ipmsusa.org)

Zoom meeting also available at same time, email to: Pending

## **George Preddy**

Meeting Times: 1st Thursday of the month at 6:30pm.

Sarah's Kabob Shop- 5340 W. Market St. Greensboro, NC

**Contact Name: William Workman**

Email: [stonehill123@peoplepc.com](mailto:stonehill123@peoplepc.com)

[george\\_preddy@ipmsusa.org](mailto:george_preddy@ipmsusa.org)

## **Grand Strand Scale Modelers**

Meeting times: 10:00am- 3rd Saturday at Horry County Memorial Library, Socastee Connector Road 141, SC-707 Socastee, SC

**Contact Name: Rick Reinhart**

Email: [gssmpres@gmail.com](mailto:gssmpres@gmail.com)

Email: [grand\\_strand\\_scale\\_modelers@ipmsusa.org](mailto:grand_strand_scale_modelers@ipmsusa.org)

## **Fayetteville Scale Modelers Club**

Meeting Times: 2nd Saturday of each month, 1:30pm-3:30pm, at Hobbytown on Bragg BLVD. Build day is the last Sunday of the month at Hobbytown on Bragg blvd from 12:30pm-3:30pm

**Contact Name: Eric Engstrom**

[srericengstrom@aol.com](mailto:srericengstrom@aol.com)

## **Mid Carolina Swamp Fox**

Meeting Times: 3rd Wednesday of the month 6pm-8pm at the Lexington County Library 5440 Augusta Rd, Lexington, SC

**Contact Name: Hub Plott**

Email:

[dlhpgamecocks@mindspring.com](mailto:dlhpgamecocks@mindspring.com)

Email: [mid\\_carolina\\_swamp\\_fox@ipmsusa.org](mailto:mid_carolina_swamp_fox@ipmsusa.org)

[ipmsusa.org](http://ipmsusa.org)

## **Mooresville/Race City Modelers**

Meeting Times: 3rd Sunday of the month, 2pm to 5pm, at Fast Trax Raceway & Hobby, 1-50 Ostwalt Amity Rd, Troutman, NC, 28166

**Contact Name: Dave Sciano**

Email: [mlbdave@yahoo.com](mailto:mlbdave@yahoo.com)

Phone:336-244-5173

[ipms\\_mooresvillrace\\_city\\_modelers@ipmsusa.org](mailto:ipms_mooresvillrace_city_modelers@ipmsusa.org)

## **Pee Dee Scale Modelers**

Meeting Info: Second Sunday of the month, 1:30 p.m.,

Dunkin' Donuts,

2210 West Lucas St., Florence, SC

**Contact Name: Dale Perdue**

E-Mail: [dwperdue68@gmail.com](mailto:dwperdue68@gmail.com)

## **Piedmont Scale Modelers**

Meeting Times: 2nd Saturday of the month at 10am-4pm at the Greenville Military History Center of the Carolinas at 14 Airport Road Ext. Greenville, SC

**Contact Name: Dennis White**

Email: [sunjester1967@gmail.com](mailto:sunjester1967@gmail.com)

[piedmont\\_scale\\_modelers@ipmsusa.org](mailto:piedmont_scale_modelers@ipmsusa.org)

## **Spartanburg Scale Modelers**

Meeting times: 4th Saturday of the Month, 12pm-3pm; Spartanburg Memorial Airport; 500 Ammons Rd, Spartanburg, SC 29306

**Contact Tim Kirkland**

Email: [kirklandmr6@aol.com](mailto:kirklandmr6@aol.com)

## **Winston-Salem**

Meeting Times: 3rd Thursday of each month at 7PM; Southfork Community Center 4403 Country Club Road Winston-Salem, NC

**Contact Name : Will Pecoul**

Email: [wpecoul@gmail.com](mailto:wpecoul@gmail.com)

[winston-salem@ipmsusa.org](mailto:winston-salem@ipmsusa.org)

Region 12 Coordinator

**Tim Kirkland**

170 Kensington dr #107

Spartanburg, SC 29306

Phone 864 504 0745

Email: [kirklandmr6@aol.com](mailto:kirklandmr6@aol.com)

(continued on next page)

## Region 12 Chapters

(continued from previous page)

The following clubs are non-IPMS groups but are included as a courtesy:

### Carolina Maritime Model Society

Meeting time/date TBA at the North Carolina Maritime Museum, 315 Front St., Beaufort, NC, and the museum is a great meeting space.

<https://www.facebook.com/CMMSNC/>

### Jacksonville NC Plastic Modelers

Meeting times: 1 pm every second Sunday at The Hobby Chest, 345 Western Blvd, Jacksonville, NC. The Hobby Chest carries a great selection of hobby kits and supplies and is a grand center for tabletop gaming activities. <https://www.facebook.com/groups/1319666224752922>

### New Bern Maritime Modelers Guild.

Meeting location: 12 noon the second Saturday of each month at 604 Guion St., New Bern, N. For up to date info on their meetings: <https://www.facebook.com/nbmmgnc>

### Wilmington, NC Plastic Modelers

meeting times: 2pm-4:30pm the 1st Saturday of each month. Meetings are held at the New Hanover County Public Library, Osprey room, 3802 S. College Rd. <https://www.facebook.com/groups/117277425006833>

*This is the best up to date info we have on the scale model clubs in our region. Should you find an error or omission please contact the editor of this publication. ☼*

When in Jacksonville experience a REAL hobby shop again.



### NEW SUMMER HOURS!

Models, Radio Control, Airsoft, Board Games, Trading Cards, Collectibles, Warhammer!

Wed.-Thurs. 11:00am-7:00pm  
Fri. Sat. 11:00am - 9:00pm  
Sunday: 12:00 Noon - 6:00pm  
345-A Western Blvd.  
Jacksonville, NC 28546  
910-353-4473  
[info@hobbychest.com](mailto:info@hobbychest.com)  
since 1992

Authentic  
**AK** Markers  
Coastline Hobbies  
has you covered.

NOW, get free shipping in June & July! Just use the code **ECPMOD!**



From Beginners to Experts  
We've Got You Covered!



[info@coastlinehobbies.com](mailto:info@coastlinehobbies.com)  
910-477-8505  
[www.coastlinehobbies.com](http://www.coastlinehobbies.com)



Editor's Notes:

Greetings chapter members,

The big news for our DownEastCon is that we will now have Friday available for dealer set up. Those of you who are veterans know how much this will ease the crazy on Saturday morning. That also means we will need a few volunteers for help that day. We also hope to have young Marines there for both days as well.

We are starting to flesh out the staff positions at the DownEast Con and I am very pleased with the response from our individual members. Louis LaPlante has accepted the offer to be our Ambassador to the gaming stores in the region so hopefully we will see an uptick in Gundam, Mecha and gaming pieces in the contest.

We have fully staffed our ECPM/IPMS table except for volunteers to give Robert Brackin and Sean Donnelly some much needed breaks to enjoy the show along with the rest of us. In addition we are acquiring a nice supply of back issue IPMS Journals to hand out to promote membership. However, we still could use more so please bring any old issues you no longer particularly want to the next few meetings.

I can see that the excitement is starting to percolate in our meetings.

AND, finally, I have registered my 10 entries for the big show. How about you folks?

Thanks guys, see you next month. ☼

-Editor

The next meeting will be Saturday, March 21, 2026, **1200 pm until 2:00 pm** at the Bridgeton Methodist Church, 510 B Street, Bridgeton, NC. This is a **Demo!** Bring any work-in-progress, tools and a mat to protect the Church's tables and new builds.

Check your email, our fb page and website for changes made in time and/or date.

Isn't it time you joined IPMS? [http://www.ipmsusa3.org/uploads/ipms\\_application\\_form\\_2019.pdf](http://www.ipmsusa3.org/uploads/ipms_application_form_2019.pdf)