



ECPM - We Put It All Together.

Contents

Meeting Debriefing	1
Porsche by Korn part 2	2
SOD	2
Tigers +	3
Confessions of a Closet Modeler ..	5
ECPM Officers.....	6
ECPM Display Case	8
Regional Meetings	12
Con Roundup.....	13
IPMS News.....	14
AMPS.....	15
Editor's Notes.....	15

IT'S DECIDED!!! ECPM's DownEastCon is returning, July 20, 2024!

Meeting Debriefing

- by The Editors

We have started out the new year very well. The meeting was extremely well attended. We had a total of 23 appearing including two spouses.

The list consists of David Mohr, Steve Kasza, Jim Gower, Marshall Smith, Mark Gray, Jim Harriett, Andy Fulcher, Greg Marchlinski, Steven Michel, Robert Brackin, William Reece, Chuck Colucci, Joe Gray, (and Mrs. Gray), Mr. McGinnis, Glenn Carol, David Stiteler, Dennis Korn, Dale Hanson, Marilyn Hanson, and Alan Welch. It was a near record turnout. I believe I have missed a name or two, please forgive the omission.

There was no IPMS membership renewal report nor a new membership roster update, but our treasurer did deliver the monthly treasury report which was favorable. Marshall also confirmed our IPMS rechartering as successful.

First order of NEW business was to come to a final decision on whether or not the chapter should produce another DownEastCon, this time in 2024. If you have read our bright red and yellow banner (*above*) you know we did. The Monday following the decision the Havelock Tourist and Event Center was advised we were coming back and we now have the space reserved for our event on what would be our regular meeting date, July 20, 2024.

It's a GO!

By next month's meeting we should be able to decide on a theme and start formulating plans.

Another popular change was to hold our in chapter raffles quarterly instead of yearly. That should start the schedule in March, then June, followed by September and rounding out the year with #4 in December.

(continued on page 7)

NOTICE TO OUR CHAPTER MEMBERS

We have an opening in the exciting world of digital publishing. If you would like to participate in putting out this newsletter and have a knack for light research, please contact me.

Trust me, this is light duty, maybe an hour a month once established, and you will get to see your name in lights.

(er, well, see your name in print actually, sorry) ■

-Editor (see above)

Staff

Editor	Alan Welch
Proofreader.....	Jeff Maples
Meeting Photographer ...	Dennis Korn
Columnist.....	David Stiteler

Porsche by Korn

(continued from last month)

This is me throwing in the towel, as I have met my Waterloo and will admit defeat.

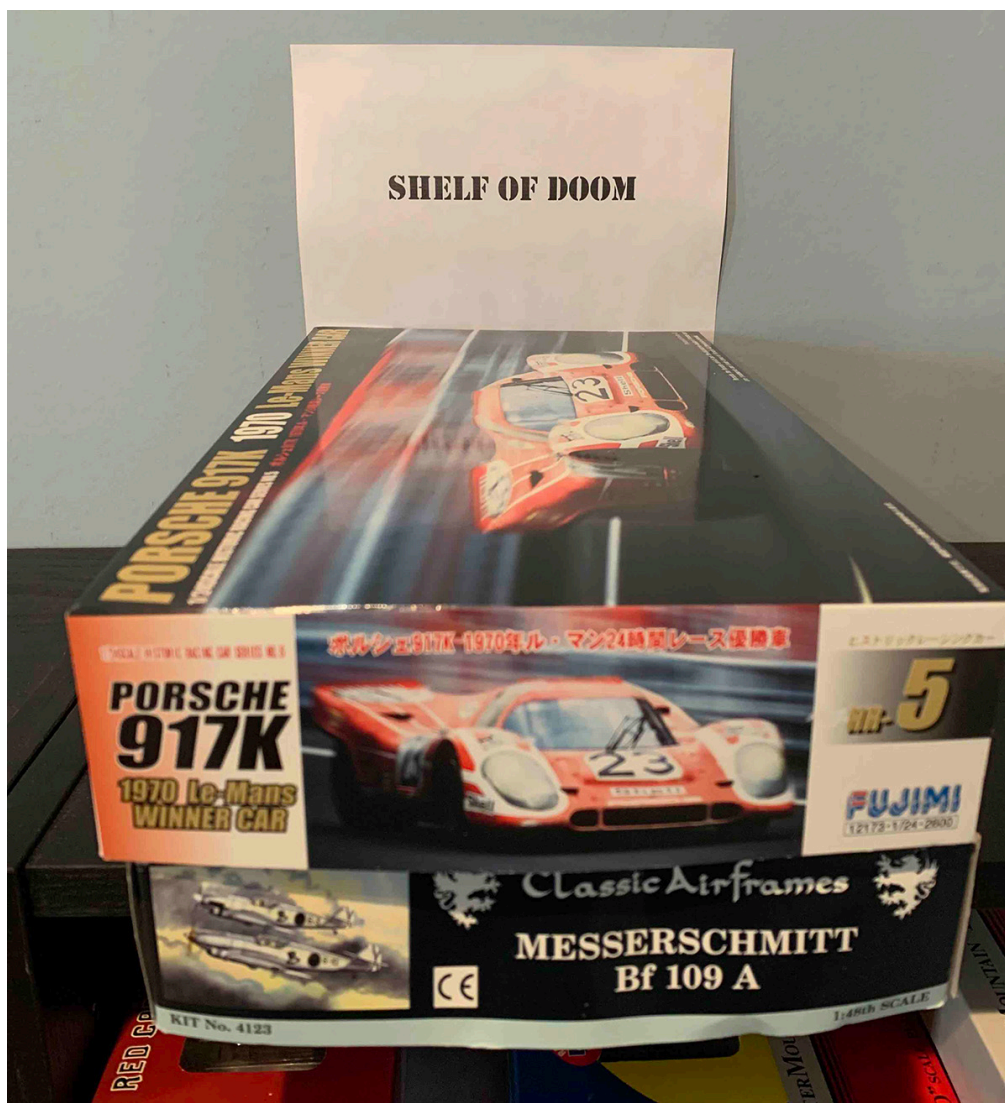

Yes, the decals fought me, but after weeks of working on them, I was semi-satisfied . . . meaning the model looked better from one side than the other. But after gloss coating, I pulled the masking off the windshield and the side windows . . . what the hell happened.

Well apparently, the glue I used (originally PVA glue, but then to something a touch stronger to make it actually hold after popping the windshield out four or five times) snuck past the edge of windshield and under the mask. The damage was not pretty. I tried polishing it out, but it still wasn't looking very good. Maybe I can let it go . . . move on to the windshield wiper assembly.

Doesn't quite fit the curve of the windshield . . . no problem, a little heat (6" away from the flame) and we can bend it in place. New discovery, when cross-over point is reached between no heat and almost melting in a microsecond, the piece folds up and will not come back. Sure, I could dig out the PE windshield wiper, but why spend all that time and effort on a kit that I'm not satisfied with at this point.

I do not blame the kit at all. It is fine kit that had some different ways of doing things and the decals (from an aftermarket manufacturer) were different from what I was used to, but the real problem lay with me running out of talent before I could figure things out. To the Shelf of Doom you go . . . maybe I should stick to Model Railroading . . . just kidding, already planning the next two builds . . . both race cars, but hopefully a bit less of a challenge so I can get my mojo back. ■

-Dennis Korn



OUCH! Sorry Dennis, we feel your pain. But all of us, no exceptions, have started projects with high hopes and expectations only to have them founder on the rock of reality and have the kit box become another filler on the Shelf of Doom. This could become a regular column of this newsletter if enough people

would like to get behind it. If you like the idea and want to submit your own tale of woe, contact the editor and we'll work out details.

In the meantime, let's all raise our glasses of (insert appropriate beverage here), and toast Dennis who fought the valiant fight.



**Official Recipient of the
Dennis R. Korn
Shelf of Doom Award
Hereafter referred to as the
"Poor SOD"**

Tigers +

*More German heavy metal
and a surprise from
Chuck Colucci*

Well to start off with, this month, continuing my quest of all the German Panzers, I have my two heavies; The Panzerkampfwagen VI Ausf.E (Sd Kfz 181) Tiger I Ausf.E and the Panzerkampfwagen Tiger Ausf.B (Sd.Kfz.182) Tiger II otherwise known as the King Tiger.

The Tiger I was Designed from, 1938-1941 and produced from 1942-1944. There were 1,347 total vehicles built. They remained in service from 1942-1945. They were operated by a 5 man crew consisting of the commander, the gunner, loader, driver and the radio operator. The main armament consisted of (1) 8.8 cm anti- tank cannon and (2) 7.92 mm machine guns. It had a fuel capacity of 540 liters which gave it an operational range of 121 miles on the road and around 68 miles cross country.

After August 1944 production of the Tiger I phased out in favor of the Tiger II. The Tiger II, known as the King Tiger among allied soldiers, was designed in 1943 and produced from 1944-1945. There were 489 built and they remained in service from 1944-1945. It also used a 5 man crew. It was armed with an even longer barreled 88 mm anti- tank cannon and the (2) 7.92 mm machine guns. Fuel capacity and operational range was basically the same as the Tiger I.

Both versions were issued to Heavy Tank Battalions of the German Army with the Tiger II also being issued to the Waffen SS. The Tiger II was first

(continued on page 4)



(above) Tank #332 of the 503rd Heavy Tank Battalion in Russia around October of 1943. Chuck said this went together with typical Tamiya fit and was detailed well enough for its age. Chuck's mode of adding mud to his tracks and hulls is mixing the right shade of acrylic paint with the dry spackling "Durham Wood Putty" tinted with the appropriate color of paint to give thickness and volume.

(below) Vehicle #204 of the 101st Heavy SS Tank Battalion in France around mid-1944. This King Tiger is another Tamiya kit and both were painted with Tamiya acrylics. This angle of view shows off the size of the main armament and I have to say that is one long "88".



Tigers +

(continued from page 3)

used in combat by the 503rd Heavy Tank Battalion during the Allied Invasion of Normandy on 11 July 1944 on the Eastern Front.

With my two builds my Tiger I represents Tank #332 of the 503rd Heavy Tank Battalion in Russia around October of 1943 while my Tiger II represents vehicle #204 of the 101st Heavy SS Tank Battalion in France around mid-1944.

Both models are by Tamiya in 1/35 scale, painted with Tamiya Acrylic Paints and weathered in my usual fashion. They were typical Tamiya builds and though I'm sure there's better models of them out there, these weren't that bad. Both have the rubber band style tracks and are fairly straight forward builds. I had some minor problems with them but that's mostly because I'm just getting older and having trouble with some of the smaller parts and details. Though not perfect, I think they came out ok.

Also, this month I have my Russian KV-2 Heavy Tank. The KV tanks were named for Soviet Defense Commissar & Politician Kliment Voroshilov. They were operated by the Red Army during WWII and known for their heavy armor protection during the early stages of the war, especially during the first year of Germany's invasion of the Soviet Union.

The KV-2 was designed in 1938-1939 and produced from 1940-1941. There were 210 vehicles built and remained in service until 1945. It was operated by a six man crew and sported a 152 mm Howitzer along with (2) DT Machine Guns. It's operational range was 140 miles on the road and around 93 miles cross country with a maximum speed of 17 mph.

I found it interesting that in certain situations, a single KV tank could



(above) The massive scale of the KV-2 is evident in this angle. Built on the chassis of the KV-1 the newly designed turret and overwhelming 152 mm gun were more than enough to outmatch anything the Wehrmacht could field. (as if the T-34 wasn't already enough!) The thick armor, (75mm - 110mm!) easily defeated almost all German AT weapons.

halt entire German formations. German Wehrmacht at that time rarely deployed its tanks against KV's as their armament was too poor in comparison.

As for the kit, I must say I was a little disappointed. This is an early Trumpeter kit with a lot of flash, probably due to aging and worn molds. In addition, the fit of parts was not as good as I expected for a Trumpeter kit. In its defense however, I feel it is superior in detail in comparison to the Tamiya kit that I remember building back in my time. And it comes with two options for tracks. Either the individual track links or the rubber band style tracks that most Armor builders are acquainted with. One of the most tedious tasks was the seam work. The hull and chassis of the KV-2 were welded and though the kit was molded with the weld lines they fall

right on the seams and by the time you filled and sanded the seams, most of the weld lines were gone. So I had to go back and create all new weld lines along the hull and chassis. Though not perfect, I think it came out pretty convincing and one would probably never notice unless you really looked for the minor imperfection and inconsistencies. ■

-Chuck Colucci

**"If you don't
know where
you're going, you
might wind up
someplace else."**

- Yogi Berra

Confessions of a Closet Modeler

By David Stiteler

I hope everyone had a safe, and Happy New Year. I know, most people start thinking about New Years resolutions at this time. I gave up the practice knowing that by February I will have forgotten most of the resolutions I set for myself. So, this year my wife and I decided that if our son, Joshua, couldn't make it home for Christmas, we would do what we could to be able to celebrate his birthday with him – half a world away in South Korea. We made our arrangements, bought our tickets, and off we went right after the New Year started.

Osan AB is about an hour and a half south of Incheon by car, or shuttle bus from the airport to the base. Believe me, let the locals do the driving. During our entire time in Korea, we utilized the public transportation; trains, taxis, and shuttle buses from one place to another. Each time we were in a taxi, or shuttle bus, I felt like I was in a scene of a James Bond movie and being driven by stunt drivers! Any NORMAL driver would be run over and turned into roadkill the first 10 minutes on the road! No wonder it's so difficult to get a Korean driver's license for foreigners. I let my son sit in the front seat of those taxis because I didn't want to see the crash coming...if one was going to happen.

Anyway, we arrived somewhat late in the day the first day, got checked into the hotel on base, and met up with Joshua for a late meal at the Chili's on base. Ah, the comforts of home 10,000 miles away. The next morning, we arranged to meet at the Starbucks in the Base Exchange. Even our caffeine fix can be properly taken care of in Korea. They love us over there, so they are very much westernized in the south. In our travels we saw Dunkin Donuts, Domino's Pizza, Arby's, Burger King



(above) The surprising find of a hobby shop in Osan AFB, South Korea.

and McDonalds in the larger cities we visited. Amazing.

For those that have served in the military and have spent any time on a military installation, we know that in the Post Exchange, or Base exchange, leading up to the actual exchange the area has local vendor booths selling their goods, mostly local flavor of the usual knick-knacks and such.

What I didn't expect to see in the isle was a Hobby Shop! Yes, a Hobby Shop, complete with models, glue, tools and most of the needed items to work on and complete a decent model. Of course, there was toys as well as other items you might find in a hobby shop. But right in front

of me, there was Academy Models in various scales, ships, planes and armor.

Joshua never mentioned that to us, specifically me. I wonder why?

Here I was, looking at an Academy kit, 1/350 scale of an Arleigh Burke destroyer, and wondering if it would be possible to get it packed in our bag without having it get crushed on the trip back home. I thought I was using my inside- my- head voice but was proved wrong when I heard behind me a resounding, "NO!", in unison from both Joshua and Bethany.

When I tried to deal with the booth owner about having one or two of my
(continued on page 6)

Closet Modeler

(continued from page 5)

picks shipped back to the states for me, the cost would have been more than the cost of both kits combined. I swear I saw a wink towards my wife on the subject, suggesting she got to him before I was able to. Darn!

I thought that this was just a lucky find, until in our travels we saw small hobby shops in most of the places we visited. Camp Humphreys is about a half hour farther south of Osan AB, and it has a Texas Roadhouse on base. That was where Joshua wanted his birthday dinner, so off we went. We visited the Post Exchange first before dinner, and there it was – another Hobby Shop. I was told I was forbidden to even think about going in to browse, time was limited.

Shucks!

It was nice to see the hobby alive and well a halfway around the world. And we had a great visit with our son. We were able to get caught up on what he has missed over here, and got a little info on what he is doing and how he is adjusting to the culture and the job assignment. With his job classification, we didn't learn much, which was to be expected. He just had at times that slight grin on his face when asked about something just a little too close to something he can't talk about. I remember those days, and it made me proud that he's taking it as seriously as I did.

Of course, our last day with him was tough. He came to the hotel and sat with us in the lobby while we waited for the shuttle to the airport. He looked great in that uniform, having to head to work once we left. The small talk was a bit hard, but when it was time for him to leave, hugs and kisses and a promise to take care of himself, a strong handshake and a final "I love you son, and am very proud of you. Keep up the great work", he turned to walk away.

He stopped, turned around and then said, "Hey Dad, how's that B-17 doing? Will it be done by the time I rotate out of Osan?"

We went the whole week without coming close to breaching that subject, and he brings it up when I'm leaving! I was beginning to think it wasn't important to him anymore, but he proved me wrong. With the goodbyes and hugs, I held it together being the crusty old senior NCO that I was. But with that, I lost it. He is definitely my son, and I love that kid! My father is probably smiling down with that big grin he had!

A new year, but no new resolutions for me. I just need to get back to work and finish this thing! ■

-David Stiteler

Editor's note: David has been "working" on that B-17 kit for over 7 years and mentioning it has become a feature of our meetings.



Know your ECPM Officers

President Alan Welch

Vice President Jeff Maples

Treasurer.....Marshall Smith

IPMS Contact..... Mark Sandvigen

Historian.....Andy Fulcher

Webmaster.....Jeff Maples

Newsletter Publisher Alan Welch



Meeting

(continued from page 1)

Discussion was held on the proposed time change to a slightly later time but no decision was reached and decision was deferred until next month to allow more members to vote on the subject.

Dennis Korn proposed the club accept the offer of a free table at the annual New Bern model train show held by Carolina Coastal Railroaders. This concept was also accepted and voted in. Volunteer schedules are yet to be set.

And then we moved on to models. This month was a bit different, however. Before we discussed the finished builds we brought, those who participated displayed and discussed the oldest, (production date), kit in their stash. These were built or unbuilt and the key here was when the kit itself was produced by the manufacturer.

First up was David Mohr's build of a Woodpecker by Bachman produced sometime in the 1960s. He also brought in the Lindberg Ju-87 from the 1950s. David was followed by Marshall Smith with his 1/24 Spitfire. Mark Gray had an M-80 howitzer from the 1980's and Jim Herriett brought in a 1961 Revell CSS Alabama. He was followed by Greg Marchlinski with a 1973 Valiant white metal figure. Then Steve Michel spoke on his \$5.00 Polaris submarine kit, again from the 1960s. (Do I detect a trend here?) Robert Brackin had an elderly figure kit, a 1965 Merit kit of a Roger's Ranger, (Noted by some that it is a very rare kit). William Reece showed a first run Tamiya JagdPanther dating from 1968. Chuck Colucci failed to bring in his old models but related that he had just acquired 8 old Airfix bagged aircraft kit so we know they are ancient. Joe Gray had an old Chevy but we did not get the production date on it. Up next was Mr. McGinnis'

Revell Highway Pioneer Jalopy kit, I remember those kits from my elementary school days. 1957. David Stiteler brought his Monogram B-52 from 1968. Dennis Korn then showed his Matchbox, 1974 Porsche 917 which he swears he'll never build, and a 1966 Kawanishi N1K2 George produced, (or marketed perhaps), by UPC, and a 1965 Revell Sopwith Camel. Dale Hansen brought Piper Cherokee 140 cruiser by Bandai. This dates back to 1964 along with a Cessna 172 and a Beech 200 Super King Air. Alan brought in a Merlin reissue of a Frog-Penguin original of a Hawker Osprey. This particular kit dates back to the mid 80s but according to scalemates the lineage dates all the way back to 1939!

Well, this was fun, but don't forget, next month is **B-17 month!!**

After the laughter and comments settled down we moved to the next phase of show 'n tell, the builds and other things brought in to share.

David Mohr described his finds during a recent trip to Virginia including some WNW kits and reference materials.

Mark Gray showed Historical material from his Grandfather's sea service on destroyers between the wars and wartime Liberty Ships. Mark showed his shellback certificate and his logbook from 1943.

Jim Herriett brought in a brand new Tiger model he received for Christmas because, as we all know- Jim is a real track fan.

Greg Marchlinski brought in his award winning Merkava 1 in 1/35 and a true work of art it is.

Andy Fulcher discussed his "boat" which he is renaming the POS boat so we know things are progressing as normal.

Steven Michel stated he was trying

something new and indeed he did. His offering is the world's first steam locomotive built back in 1804.

Robert Brackin had his two new builds, a Prussian Infantryman of 1916 and a pirate, both figures are Andrea brand.

And William Reece finally admitted he has a P-39 problem. He showed the 3 kits he has in house, part of the collection ready to work on. William also showed his Bf-109F (yellow 14) of North Africa fame and Guy Bordon's Korean War vintage F4U-5N Corsair.

Rodney Huyett, our builder who likes odd and unusual subjects even more than me, brought a kit, that is unusual even for him. It was a World War-II Japanese, four turreted HEAVY tank.

David Stiteler is re-acclimating himself back to the area after his trip to Korea and Dennis Korn is wrapping up his Porsche build, (see page 2).

Dale Hansen is researching modern model techniques as he eases himself back into the craft.

All in all, it was a great meeting. ■
-Editor

**WHY
WORK
ALONE?**



JOIN I.P.M.S. TODAY

E.C.P.M. DISPLAY CASE


ART: CAROL PEARL



(above) The world's first auto mobile steam engine, beautifully detailed by Steve Michel. The actual, real engine itself was created way back in 1804!



(above) Another view of Chuck Colucci's massive King Tiger tank.



(above and top) Two more of Robert Brackin's fine figures, the top is a well-armed pirate with blunderbuss and pistol. Below is an Imperial German infantryman, Western Front, circa 1916. Both are Andrea models.



(above) Joe Gray has popped the hood on his 1/24 huntin' truck to display the hand crafted straight-8 cylinder engine.

(above left) Greg Marchlinski brought in his award winning 1/35 Israeli Merkava. The tank is All painted with Tamiya acrylics with enamel/oil washes and dry brushing, and pastel chalks. used for additional weathering/streaking/rust. Display groundwork is Celluclay with sand and pebbles from the yard.

(left) An older completed kit by William Reece, this time a 1/48 F4U-4 Corsair night fighter, completely loaded for bear.

(bottom) William Reece's Hasegawa 1/48 Bf-109f is further along in the process of becoming Hans-Joachim Marseille's yellow 14 in North Africa.



(top) Another view of Chuck Colucci's Tiger 1 #332 showing upper detail and light camo treatment.

(bottom) David Mohr's bird was a joint project with his son and was also the oldest kit in his possession so it qualified for inclusion on two accounts!

(top) Chuck Colucci's KV-2 is ominous in its plainness. In reality, disrupting the green paint with a bright red star does make more of a target out of that overly tall turret.

(bottom) Joe Gray's pick up showing cargo load and big wheels for off road hunting excursions.

(right, right middle and right bottom) William Reece took the first step in admitting he has a problem; in this case with P-39s. He brought in this trio of 1/48 kits but admits to having at least 6 more at home.

William was also one of our members to do well in the Eagle Squadron Mini Con this past 28th. His score for the day was:

1st Place: category 1B, 1/72 Prop Aircraft single/multi engine, Hasegawa Ki-44 Tojo

2nd Place: category, 1/72 Jet Aircraft single/multi engine, Hasegawa RA-5C Vigilante

3rd Place: category 1C, 1/48 Prop Aircraft single/multi engine, Eduard Fw 190A-5

Well done William!

Alan Welch also did well bringing home a 2nd Place in Ships, powered, 1/350 or larger

and

2nd Place, category street rods.

We also supplied four judges who were responsible for the aircraft and the ships categories: Mark Gray, Jeff Maples, William Reece, and Alan Welch. It was a tough job as the competition was first rate!

The MiniCON was a well run and fun event. Thank you Eagle Squadron for a very enjoyable time for all, and for giving us the opportunity to participate.



Meetings

Contact & meeting info on regional model building groups. Note that non-IPMS group names are in red. Is your group listed here? If not, please contact the editors of this pub for inclusion.

New Bern Maritime Modelers Guild.

Meeting location: 12 noon the second Saturday of each month at 604 Guion St., New Bern, NC. For up to date info on their meetings: <https://www.facebook.com/nbmmgnc>

Wilmington, NC Plastic Modelers

meeting times: 2pm-4:30pm the 1st Saturday of each month. Meetings are held at the New Hanover County Public Library, Osprey room, 3802 S. College Rd. <https://www.facebook.com/groups/117277425006833>

Jacksonville NC Plastic Modelers

Meeting times: 7pm every third Wednesday at The Hobby Chest, 345 Western Blvd, Jacksonville, NC. The Hobby Chest carries a great selection of hobby kits and supplies and is a grand center for tabletop gaming activities. <https://www.facebook.com/groups/1319666224752922>

Carolina Maritime Model Society

Meeting time/date TBA at the North Carolina Maritime Museum, 315 Front St., Beaufort, NC, and the museum is a great meeting space. <https://www.facebook.com/CMMSNC/>

IPMS Eagle Squadron General meeting on the 2nd Sunday at 1pm-3pm at the American Legion Post 116 in Fuquay Varina and an Informal Build Night, Hangar 18 Hobbies in Cary the last Wednesday of each month from 6pm-8pm.

<https://www.facebook.com/IPMSEagleSquadron>

IPMS/Scale Modelers of Rowan County Chapter

Meeting Times: 1pm-4pm, the first Sunday of every month and 6-9 pm the third Friday of every month at At Christiana Lutheran Church on HWY 52 in Salisbury, NC. edvantage@prostead.com

Charlotte Scale Modelers

Meeting Times: the first Friday of each month at Memorial United Methodist Church; 4012 Central Ave, Charlotte, NC.

<https://www.facebook.com/groups/491293807929912>

IPMS/Grand Strand Scale Modelers

Meeting times: 10:00am every 3rd Saturday; Horry County Memorial Library, Socastee Connector Road 141, SC-707 Socastee, SC. cavenderpw@gmail.com

Gaston County

Meeting Times: 6:30 pm the 4th Friday of the month at Christ United Methodist Church @ 3415 Union Rd Family Life Center, Gastonia, NC gaston_county@ipmsusa.org

Zoom meeting also available at same time, send email to:

dlw6290@hotmail.com

IPMS Mooresville/ Race City Modelers

Meeting Times: 2pm-5pm the 3rd Sunday of the month at Fast Trax Raceway & Hobby, 1-50 Ostwalt Amity Rd, Troutman, NC. ipms_mooresvillrace_city_modelers@ipmsusa.org

Eastern Carolina Plastic Modelers

Meeting times: 12-2pm every 3rd Saturday at the Fairfield Harbor Fire Department, 585 Broad Creek Rd, New Bern, NC. info@alanweck.us

Winston-Salem

Meeting Times: 7pm the 3rd Thursday of each month at Southfork Community Center 4403 Country Club Road Winston-Salem, NC. wpecoul-ipms@gmail.com

Piedmont Scale Modelers

Meeting Times: 10am-4pm every 2nd Saturday of the month at the Greenville Military History Center at 14 Airport Road Ext. Greenville, SC. piedmont_scale_modelers@ipmsusa.org

Mid Carolina Swamp Fox

Meeting Times: 6pm-8pm every 3rd Wednesday of the month at the Lexington County Library 5440 Augusta Rd, Lexington, SC. dlhpgamecocks@mindspring.com

Gamecocks

Meeting times: 3pm-5pm every 2nd Sunday of the month at Sumter County Airport, Sumter, SC. gamecocks@ipmsusa.org

Coastal Carolina Modelers Association

Meeting times: 10:00am the 2nd Saturday of the month at the American Legion Post, 105 Sumter Avenue Summerville, SC. coastal_carolina@ipmsusa.org

George Preddy

Meeting Times: 6:30pm the 1st Thursday of the month at Sarah's Kabob Shop- 5340 W. Market St. Greensboro, NC. george_preddy@ipmsusa.org

**THIS PRIME
LOCATION
IS STILL
AVAILABLE**

Con Roundup

February 17, 18 and 19, 2023

*Atlanta Military Miniature Society
Model Figure show*

Hilton Hotel, Atlanta Northeast
5993 Peachtree Industrial Blvd,
Peachtree Corners, GA

<https://atlantafigures.org/>

February 25, 2023

*2023 Old Dominion Open
Richmond Raceway Complex
Henrico Hall*

600 East Laburnum Avenue
Richmond, VA 23222

<http://ipmsrichmond.blogspot.com/>

February 25, 2023

*Region 3 Atlanta Con.
IAM Union Hall
1032 S Marietta Pkwy
Marietta GA.*

kdmcelmore@gmail.com (link
sends e-mail)

[Event Website](#) (link is external)

Saturday, March 25, 2023

BeachCon 23

"The Best of the Beach"

800 Gabreski Lane

Myrtle Beach, SC

www.grandstrandscalemodelers.org/

May 20, 2023

"40th Smokey Mountain Con"

Knoxville Catholic High School

9245 Fox Lonas Rd. NW

Knoxville TN

<https://www.knoxvillescalemodelers.com/annual-model-contest.html>

July 15, 2023

"The Forbidden Contest"

Spartanburg SC

August 2nd - 5th, 2023

IPMS Nationals

Embassy Suites and San Marcos

Convention Center

San Marcos Texas

<https://www.nats2023.com/>

November, 2023

"Region 12 Convention and Contest"

1303 Dallas-Cherryville Hwy,

Dallas, NC, 28034

[https://calendar.ipmsusa3.org/](https://calendar.ipmsusa3.org/chapter/ipmsgaston-county-model-builders)

[chapter/ipmsgaston-county-model-builders](https://calendar.ipmsusa3.org/chapter/ipmsgaston-county-model-builders)

The Atlanta Military Miniature Society is excited to announce that our 2023 Model figure show is moving to a new locale. On February 17, 18 and 19, 2023, the Hilton Hotel, Atlanta Northeast will become the host for our annual event. The hotel is located at 5993 Peachtree Industrial Blvd, Peachtree Corners, GA. The hotel is already available for early reservations, and this may be done via one of several choices.


Good evening fellow modelers. I just wanted to make an early introduction and let the clubs of Region 12 know that Charlotte Scale Modelers and Gaston County Model Builders are teaming up to host a regional convention/contest on Saturday, November 4, 2023. The actual venue site will be in Dallas NC.

Over the next couple of months, we will announce all the particulars to include the show's theme(s), special awards, anticipated vendors and publish the final contest categories. There should be enough to satisfy modelers of all persuasions and we will have more than adequate categories for juniors. At present the contest coordinators will be myself and Roger Woods of GCMB and our contact information is at the bottom of this email.

I hope you will mark your calendars and make plans to attend. I also hope that each club will consider sponsoring a trophy package and possibly even volunteering to assist with the judging. Judging will be in accordance with all IPMS rules. Charlotte Scale Modelers have decided that our club members will not compete but will instead have a number of models on display. If anyone has an out-of-control stash, consider a kit donation towards the raffle. We are anticipating a great event, have a wonderful venue site to host this event. Have a great week and build something. ■

-Christopher Fish

27TH ANNUAL TRAIN SHOW



**New Bern Riverfront
Convention Center
March 4 & 5, 2023**

**Saturday 9am - 5pm
Sunday 10am - 4pm**

**\$8 for ages 12 & up
Under 12 are free with an adult
Admission is good for both days**

Many Vendors buying and selling all kinds
and scales of railroad equipment
Operating Layouts in all scales
Beginner classes for kids of all ages

**THOMAS THE TRAIN IN HO AND G SCALES
HUGE LEGO LAYOUT**

WWW.CAROLINACOASTALRAILROADERS.ORG



News from IPMS/USA

Region 12 Spotlight
Regional Contest, 2023

This is the "good news" email we received from Tim Kirkland, R12 Coordinator.

Good morning R12 contacts.
Hope all of y'all are well today. I Met several of y'all Saturday at the SCMA Show here in Spartanburg. However, I did miss some that did attend.

Late Friday I Received news about the progress of the rechartering. After confirming that all 14 of ours are rechartered, I saw only one other Region completely rechartered. I was informed later Friday night that our Region was the first to have all chapters done by 12 hours!!!

I want to thank all you officers that took time to do the system of club

profiles. Also, for attempting to keep good records on your part. I'm proud of all of you!

"ATTA BOY"

Let's move forward in submitting Bids for Chapter of the year, Member of the Year, Newsletter of the Year, and Website of the Year by March 1st. I'm sure we have Chapters that can receive the IPMS USA National award from these I've listed.

I look forward to our shows so far this Spring and Fall and maybe a few more scheduling more before long.. Again, I'm proud of all of y'all for promoting and working for your Chapters and IPMS USA! ■

-Tim Kirkland RC R12



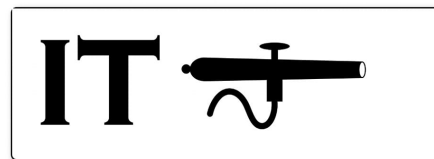
IPMS National Convention | Home
nats2023.com



The International Plastic Modelers' Society - USA

National Convention 2023

Embassy Suites and San Marcos
Convention Center
San Marcos, Texas
August 2nd - 5th, 2023



IPMS/USA MEMBERSHIP FORM

IPMS No.: _____ Name: _____

Address: _____ If Renewing _____ First _____ Middle _____ Last _____

City: _____ State: _____ Zip: _____

Phone: _____ E-mail: _____

Signature (required by P.O.) _____

Type of Membership ☐ Adult, 1 Year: \$30 ☐ Adult, 2 Years: \$58 ☐ Adult, 3 Years: \$86

☐ Junior (Under 18 Years) \$17 ☐ Family, 1 Year: \$35 (Adult + \$5, One Set Journals) How Many Cards? _____

☐ Canada & Mexico: \$35 ☐ Other / Foreign: \$38 (Surface) Checks must be drawn on a US bank or international money order

Payment Method: ☐ Check ☐ Money Order

Chapter Affiliation, (if any): _____

If Recommended by an IPMS Member, Please List His / Her Name and Member Number:

Name: _____ IPMS No.: _____

IPMS/USA

Join or Renew Online at: www.ipmsusa.org

PO Box 1411

Riverview, FL 33568-1411

Last month in the Display Case captions, we posted a question regarding TOKO models:

(above) Rodney Huyett brought in several future projects and again, delves into the unusual and little known. This AH072P is manufactured by TOKO, a brand that so far none of us is familiar with. Can anyone shed any light on this company?

We received this response from member John Ratzenberger:

"Display, page 9, December: When Frog went under in 1977, most of the molds (less any Axis subjects) went to the USSR. TOKO was formed in the UK to handle the printing, packaging, re-boxing/distribution of those kits. They handled other manufacturers also and later began producing their own. Eastern Express (again USSR) came along in 1985 and got into the mix of Frog, TOKO, KP, others and then by 1999 their own kits. It's a complicated story best covered in Lines & Hallstrom or by wandering the 'net."

And there you have it. Thanks John. ■

-Editor

REMEMBER!

If you get this newsletter via email it's the **low** resolution version. The **HIGH** resolution version, (better suited for printing), can be downloaded from the chapter website:

www.ecpmod.com/newsletters.html



SitRep

**AMPS Atlanta and
Atlanta Military Figure Show 2023**
Feb. 17, 2023

The Hilton Atlanta Northeast
5993 Peachtree Industrial Blvd,
Peachtree Corners, GA 30092

**AMPS Armor & Miniature
Figure Contest**

April 14 - 15, 2023
Santa Rosa County Auditorium
4530 Spikes Way,
Milton, FL 32583

**AMPS 2023
International Convention**

May 4 - 6, 2023
"The Pacific War" theme
Penn Harris Hotel
1150 Camp Hill Bypass,
Camp Hill, PA 17011

-Mark Gray

**When in Jacksonville
experience a REAL
hobby shop again.
VISIT:**



Your place for:
Models, Radio Control, Airsoft,
Board Games, Trading Cards,
Collectibles, Warhammer!

Wed. - Sat. 11am - 9pm
Sunday: 12:00 - 6:00pm
345-A Western Blvd.
Jacksonville, NC 28546
910-353-4473
info@hobbychest.com
since 1992

Editor's Notes:

It was with a great deal of pleasure I received an email from the regional office last week. According to our Region 12 Coordinator, Tim Kirkland, we have achieved a milestone.

Region 12, our region, was the first IPMS region to complete the rechartering of all chapters for this year. We beat the second place region by 12 hours.

This region may not be the largest or the most visible but it certainly has some great people in it and I am proud to be a part of it.

Remember also and mark your calendars that ECPM, (us), has committed to hosting the DownEastCon 2024 and we are actively soliciting ideas for themes from any of our paid up members.

I'm also happy that we took the initiative to expand our chapter raffle from once a year to once a quarter. I hope this works out favorably for everyone as well as the chapter, it's always a fun activity.

And, an FYI for all of our chapter members, we will be applying for more of the IPMS national awards, winning website of the year in 2022 is a big incentive so we'll be going another in 2023.

Don't forget for February, bring in those B-17s, any scale, any manufacturer, any condition built or unopened boxes are welcome. Even if it's off your shelf of doom each kit has a story so let's hear it. ■

-Editor

The next meeting will be Saturday, February 18, 2023, 12:00 pm until 2:00 pm at the Fairfield Harbor Fire Department, 585 Broad. Creek Rd. Please bring your new builds and any work-in-progress projects, ESPECIALLY B-17s. And check your email, facebook page and ECPM website in case changes are made in time and/or date.

Isn't it time you joined IPMS? http://www.ipmsusa3.org/uploads/ipms_application_form_2019.pdf